

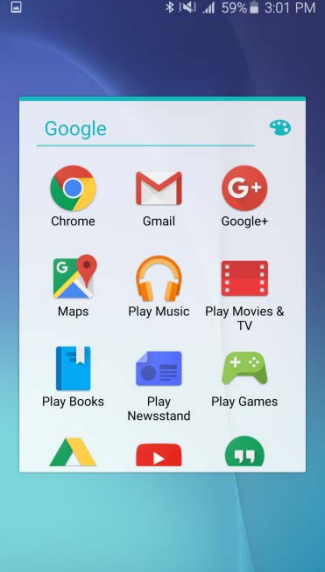
# EXHIBIT 6A

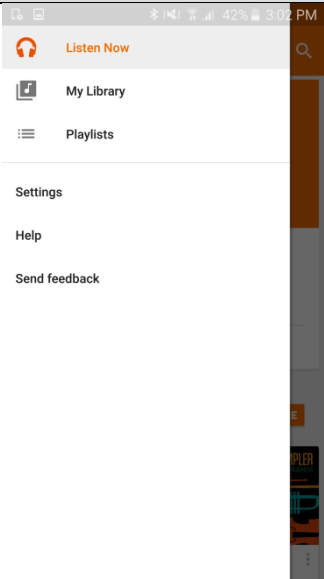
## EXHIBIT 6A

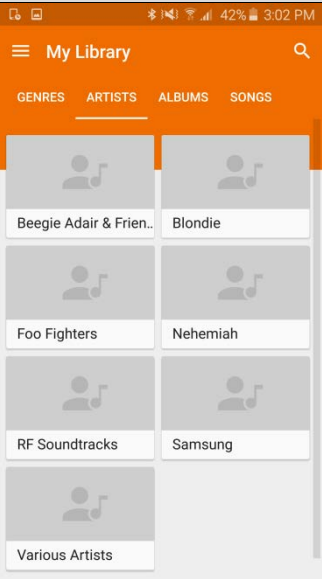
### CLAIM CHART DEMONSTRATING SAMSUNG’S PRACTICE OF U.S. PATENT NO. 6,928,433

The Samsung Galaxy S6 is imported and sold with the Android operating system and the Google Play Music application (version 5.9.1854R.1904527) pre-installed. All of the accused Samsung devices that are imported and sold with the Android operating system and the Google Play Music application pre-installed infringe the claims of U.S. Patent No. 6,928,433 set forth below.

’433 Claims	Samsung Galaxy S6
<p>1. A method of selecting at least one track from a plurality of tracks stored in a computer-readable medium of a portable media player configured to present sequentially a first, second, and third display screen on the display of the media player, the plurality of tracks accessed according to a hierarchy, the hierarchy having a plurality of categories, subcategories, and items respectively in a first, second, and third level of the hierarchy, the method comprising:</p>	<p>[NOT ASSERTED – CHARTED FOR PURPOSES OF DEPENDENT CLAIMS]</p> <p>To the extent that the preamble is construed to be a limitation to the claim, the Samsung Galaxy S6 is operable to perform a method of selecting at least one track from a plurality of tracks stored in a computer-readable medium of a portable media player configured to present sequentially a first, second, and third display screen on the display of the media player, the plurality of tracks accessed according to a hierarchy, the hierarchy having a plurality of categories, subcategories, and items respectively in a first, second, and third level of the hierarchy.</p> <p>The Samsung Galaxy S6 is imported and sold with the Google Play Music application pre-installed, which is operable to access the plurality of tracks according to a hierarchy. The Samsung Galaxy S6 is configured to present sequentially a first display screen (showing categories such as “Albums,” “Artists,” and “Genres”); a second display screen (depending on the selected category, showing a listing of subcategories such as albums, artists, or genres represented in the music tracks stored on the Samsung Galaxy S6); and a third display screen (showing a listing of tracks corresponding to the selection made on the second display screen).</p> <p>The following three screenshots demonstrate a navigation through a first, second, and third display screens respectively.</p>

'433 Claims	Samsung Galaxy S6
	 <p data-bbox="772 833 1797 902">Fig. 1 – Selecting the “Play Music” icon launches the preinstalled “Play Music” application.</p>

'433 Claims	Samsung Galaxy S6
	 <p data-bbox="772 833 1843 902">Fig. 2 – The music app has two modes: “Listen Now” and “My Library.” The “My Library” mode permits a user to navigate through music stored on the device.</p>

'433 Claims	Samsung Galaxy S6
	 <p data-bbox="772 833 1818 902">Fig. 3 – After selecting “My Library,” the first display screen displays categories, including “Albums,” “Artists,” and “Genres.”</p>

'433 Claims

Samsung Galaxy S6

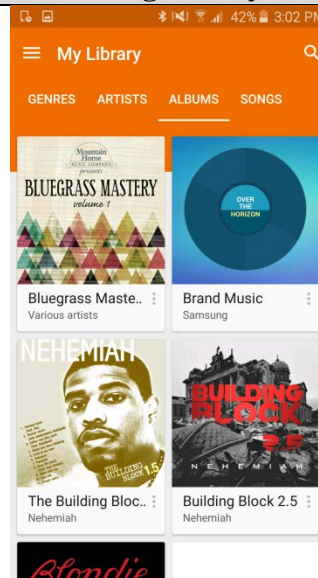
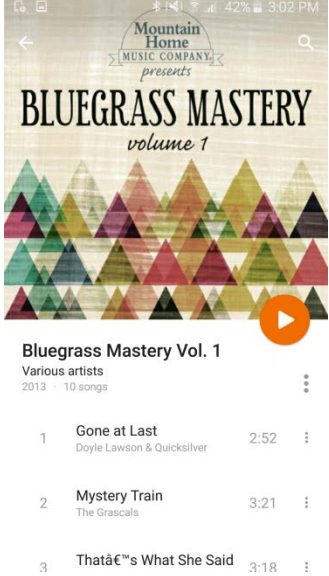
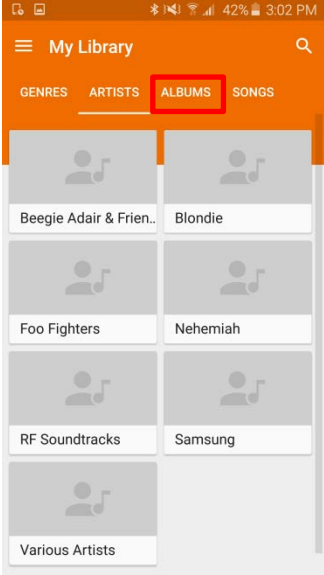
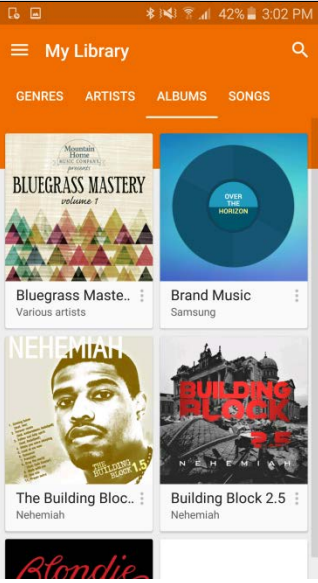


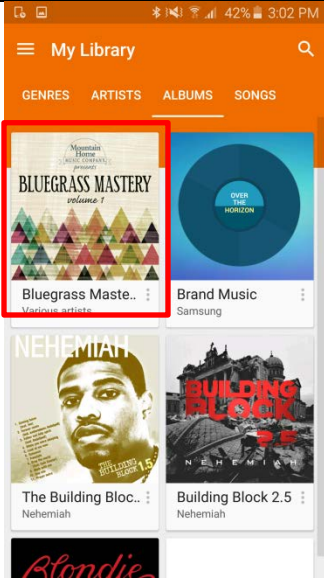
Fig. 4 – After selecting “Albums,” the second display screen displays albums stored on the device.

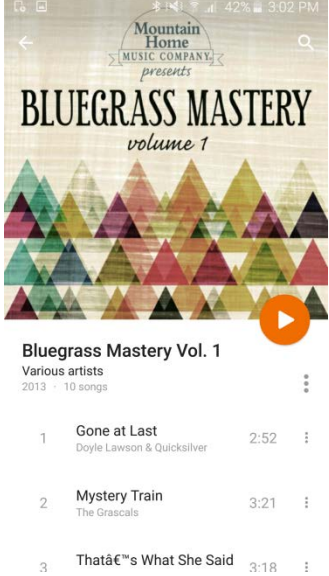
'433 Claims	Samsung Galaxy S6
	 <p data-bbox="772 833 1881 899">Fig. 5 – After selecting an album, the third display screen displays tracks stored on the device associated with the selected album.</p>
(a) selecting a category in the first display screen of the portable media player;	<p data-bbox="772 932 1871 998">The Samsung Galaxy S6 is operable to perform the step of selecting a category in the first display screen of the portable media player.</p> <p data-bbox="772 1024 1860 1130">The pre-installed Play Music application on the Samsung Galaxy S6 allows a user to select a category in the first display screen. The category options include “Genres,” “Artists,” “Albums,” and “Songs.”</p>

'433 Claims	Samsung Galaxy S6
	 <p data-bbox="772 833 1535 865">Fig. 6 – In this example, the category “Albums” is selected.</p>
<p data-bbox="186 898 737 1000">(b) displaying the subcategories belonging to the selected category in a listing presented in the second display screen;</p>	<p data-bbox="779 898 1898 964">The Samsung Galaxy S6 is operable to perform the step of displaying the subcategories belonging to the selected category in a listing presented in the second display screen.</p> <p data-bbox="779 992 1875 1166">The pre-installed Play Music application on the Samsung Galaxy S6 displays the corresponding subcategories in a second display screen when a user selects one of the categories in the first display screen. For example, if the user selects the “Albums” category in the first display screen, the Music application displays a second display screen containing album names.</p>



'433 Claims	Samsung Galaxy S6
	 <p data-bbox="772 831 1892 899">Fig. 7 – After selecting “Albums,” the second display screen displays albums stored on the device.</p>
(c) selecting a subcategory in the second display screen;	<p data-bbox="772 932 1915 1000">The Samsung Galaxy S6 is operable to perform the step of selecting a subcategory in the second display screen.</p> <p data-bbox="772 1026 1892 1166">The pre-installed Play Music application on the Samsung Galaxy S6 allows a user to select a subcategory in the second display screen. For example, if the user selected the “Albums” category in the first display screen, a user can select an album from the albums displayed on the second display screen.</p>

'433 Claims	Samsung Galaxy S6
	 <p>The screenshot shows the 'My Library' screen of the Music app on a Samsung Galaxy S6. The top navigation bar is orange and contains 'GENRES', 'ARTISTS', 'ALBUMS', and 'SONGS'. Below this, there is a grid of album covers. The album 'Bluegrass Mastery Vol. 1' is highlighted with a red rectangular box. Other visible albums include 'Brand Music', 'The Building Bloc...', 'Building Block 2.5', and 'Blondie'.</p> <p>Fig. 8 – In this example, the album “Bluegrass Mastery Vol. 1” is selected from this list of albums.</p>
<p>(d) displaying the items belonging to the selected subcategory in a listing presented in the third display screen; and</p>	<p>The Samsung Galaxy S6 is operable to perform the step of displaying the items belonging to the selected subcategory in a listing presented in the third display screen.</p> <p>The pre-installed Play Music application on the Samsung Galaxy S6 displays the corresponding items in a third display screen when a user selects one of the subcategories in the second display screen. For example, if a user selects the “Bluegrass Mastery Vol. 1” album in the second display screen, the Music application displays a third display screen containing the music tracks stored on the Samsung Galaxy S6 belonging to the selected album.</p>

'433 Claims	Samsung Galaxy S6
	 <p>Fig. 9 – After selecting an album, the third display screen displays tracks on the device associated with the selected album.</p>
<p>(e) accessing at least one track based on a selection made in one of the display screens.</p>	<p>The Samsung Galaxy S6 is operable to perform the step of accessing at least one track based on a selection made in one of the display screens.</p> <p>The pre-installed Play Music application on the Samsung Galaxy S6 will access a track, for example playing a track based on a selection made in one of the display screens. For example, when the user selects the track “Mystery Train” on the third display screen, the “Mystery Train” track begins playing.</p>

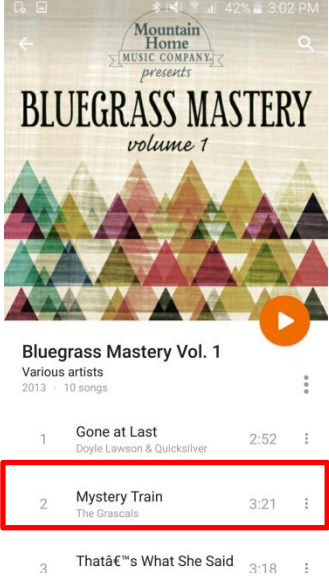
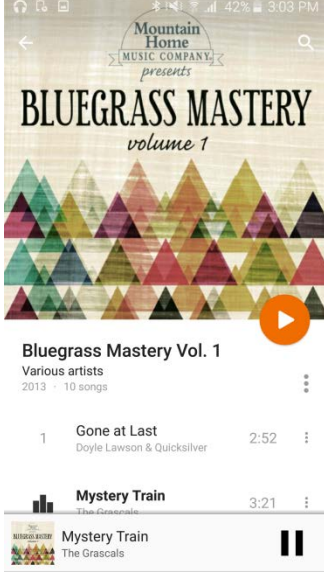
'433 Claims	Samsung Galaxy S6
	 <p>The screenshot shows a music player interface on a Samsung Galaxy S6. At the top, the status bar displays signal strength, Wi-Fi, 42% battery, and 3:02 PM. The main header reads 'Mountain Home MUSIC COMPANY presents BLUEGRASS MASTERY volume 1'. Below this is a play button and the album title 'Bluegrass Mastery Vol. 1' by 'Various artists', dated '2013' with '10 songs'. A tracklist follows:     <ul style="list-style-type: none"> <li>1 Gone at Last (Doyle Lawson &amp; Quicksilver) 2:52</li> <li>2 <b>Mystery Train (The Grassie's) 3:21</b></li> <li>3 That's What She Said 3:18</li> </ul>     The second track, 'Mystery Train', is highlighted with a red rectangular box.           </p>

Fig. 10 – Selecting the “Mystery Train” track results in playing the selected track.

'433 Claims	Samsung Galaxy S6
	 <p data-bbox="772 833 1627 865">Fig. 11 – Once selected, the track “Mystery Train” begins playing.</p>
<p data-bbox="184 898 737 1109">2. The method of selecting a track as recited in claim 1 wherein the accessing at least one track comprises selecting a subcategory in the second display screen and playing a plurality of tracks associated with the selected category.</p>	<p data-bbox="779 898 1898 995">The Samsung Galaxy S6 is operable to perform the step of accessing at least one track by selecting a subcategory in the second display screen and playing a plurality of tracks associated with the selected category.</p> <p data-bbox="779 1027 1919 1312">After selecting a subcategory from the second screen, the pre-installed Play Music application on the Samsung Galaxy S6 is operable to play a plurality of tracks associated with the selected category. For example, the Samsung Galaxy S6 allows a user to tap the three vertical dots in the bottom right corner of an album to bring up a menu of actions to be performed related to the album. The Samsung Galaxy S6 then allows a user to then tap the “Shuffle” button to add the tracks of that album in a random order to the active queue list of songs that is currently being played. The tracks added to the active queue list of songs that is currently being played will play sequentially.</p> <p data-bbox="779 1336 1121 1369">See discussion for claim 1.</p>

'433 Claims

Samsung Galaxy S6

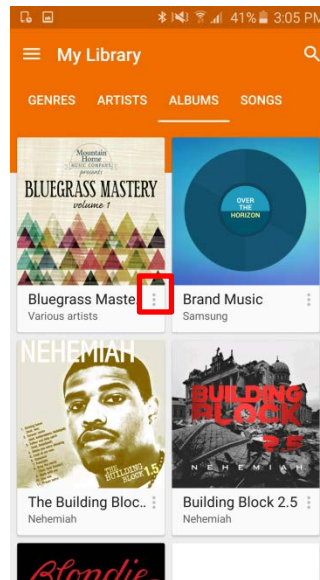


Fig. 12 – On the second display screen, tapping the three vertical dots on the bottom right corner of an album presents the user with several options including “Shuffle.”

'433 Claims

Samsung Galaxy S6

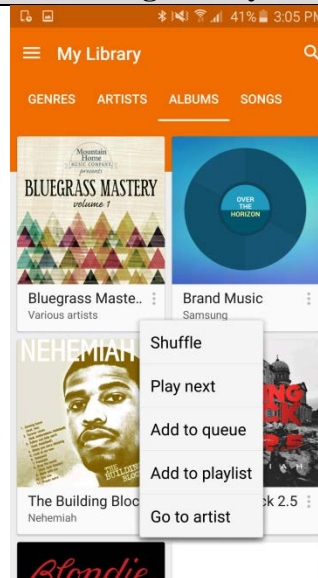


Fig. 13 – After tapping the three vertical dots on the bottom right corner of the album “Bluegrass Mastery Vol. 1,” the user is presented with multiple options including “Shuffle.”

'433 Claims

Samsung Galaxy S6

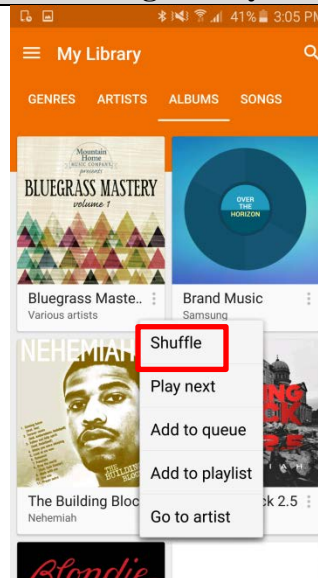
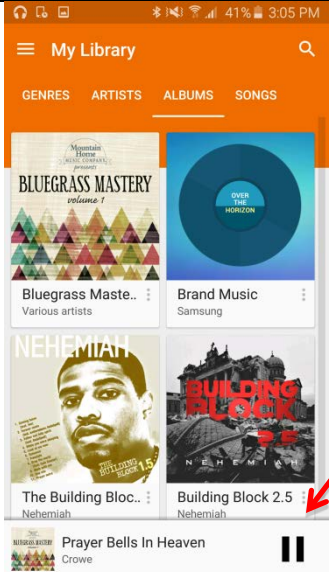


Fig. 14 – “Shuffle” is selected.



'433 Claims	Samsung Galaxy S6
	 <p>The screenshot shows the Samsung Music app interface on a Galaxy S6. At the top, the status bar displays the time as 3:05 PM and 41% battery. The app header is orange and reads 'My Library' with a search icon. Below the header are tabs for 'GENRES', 'ARTISTS', 'ALBUMS', and 'SONGS'. The main content area displays a grid of album covers: 'BLUEGRASS MASTERY volume 1' by Various artists, 'Brand Music' by Samsung, 'NEHEMIAH' by Nehemiah, and 'Building Block 2.5' by Nehemiah. At the bottom, a track 'Prayer Bells In Heaven' by Crowe is shown with a play/pause button. A red arrow points from a text box to the album cover 'Building Block 2.5'.</p> <div data-bbox="1606 406 1852 571" style="border: 1px solid black; padding: 5px; width: fit-content;">       Track begins to play.     </div>
	<p>Fig. 15 – All of the tracks from the Album have been added to the queue. The first of the randomized tracks from the album begins to play.</p>

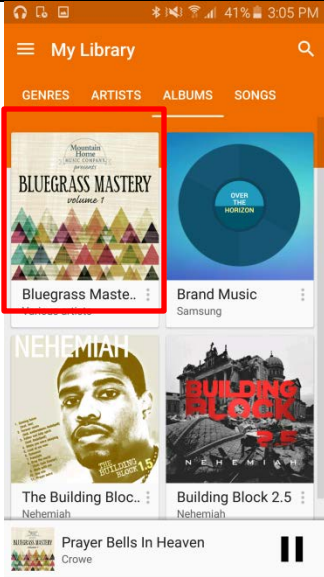
'433 Claims	Samsung Galaxy S6
	 <p>The screenshot shows the Samsung Music app interface on a Galaxy S6. At the top, the status bar displays signal strength, Wi-Fi, 41% battery, and 3:05 PM. Below the status bar is an orange header with 'My Library' and a search icon. Underneath are tabs for 'GENRES', 'ARTISTS', 'ALBUMS', and 'SONGS'. The main content area features a grid of album covers. The top-left cover, 'Bluegrass Mastery volume 1' by Mountain Home, is highlighted with a red rectangular box. Other visible covers include 'Brand Music' by Samsung, 'The Building Bloc...' by Nehemiah, and 'Building Block 2.5' by Nehemiah. At the bottom, a player bar shows 'Prayer Bells In Heaven' by Crowe with a play/pause button.</p>

Fig. 16 – The same album is then tapped.

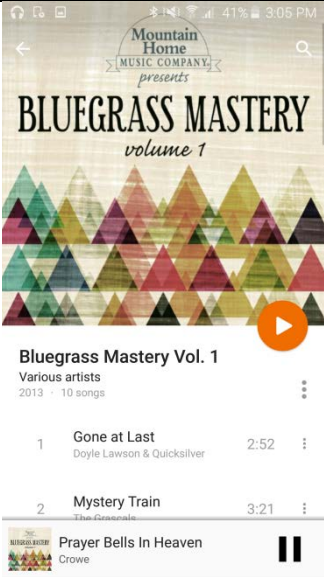
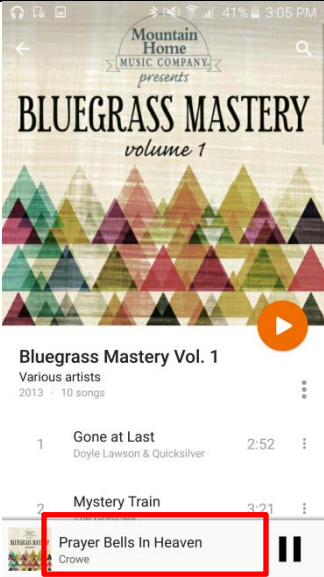

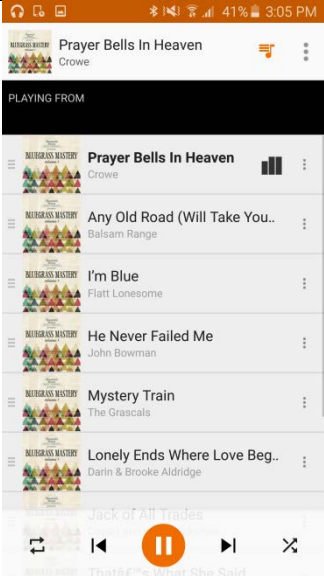
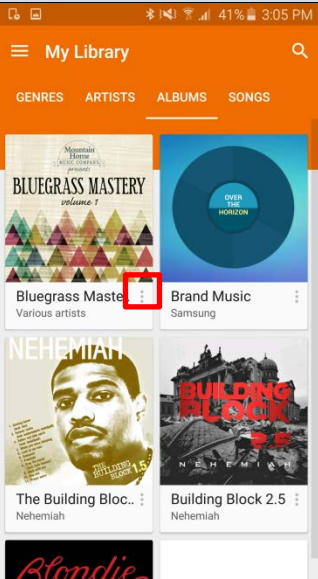
'433 Claims	Samsung Galaxy S6
	 <p>The screenshot shows a music player interface on a Samsung Galaxy S6. At the top, the status bar shows the time as 3:05 PM, 41% battery, and signal strength. The main content area features the album cover for 'Bluegrass Mastery volume 1' by Mountain Home Music Company. Below the cover is a large orange play button. Underneath, the album title 'Bluegrass Mastery Vol. 1' is displayed, followed by 'Various artists', '2013', and '10 songs'. A track list is visible, showing two tracks: '1 Gone at Last' by Doyle Lawson &amp; Quicksilver (2:52) and '2 Mystery Train' by The Cardinals (3:21). At the bottom, a playback bar shows the current track 'Prayer Bells In Heaven' by Crowe, which is currently paused.</p>

Fig. 17 – The third display screen displays the tracks from the album.

'433 Claims	Samsung Galaxy S6
	 <p>The screenshot shows a music player interface on a Samsung Galaxy S6. At the top, the status bar displays signal strength, Wi-Fi, 41% battery, and 3:05 PM. The app header reads 'Mountain Home MUSIC COMPANY presents BLUEGRASS MASTERY volume 1'. Below the album art, the title 'Bluegrass Mastery Vol. 1' is shown, along with 'Various artists' and '2013 · 10 songs'. A track list is visible: 1. 'Gone at Last' by Doyle Lawson &amp; Quicksilver (2:52), 2. 'Mystery Train' (3:21), and 'Prayer Bells In Heaven' by Crowe. The 'Prayer Bells In Heaven' track is highlighted with a red rectangular box. A play button is visible to the right of the album art.</p>
	<p>Fig. 18 – All of the tracks from the album have been added to the queue. This can be seen by first selecting the now playing bar.</p>

'433 Claims	Samsung Galaxy S6
	 <p data-bbox="772 833 1885 898">Fig. 19 – The queue can then be viewed by selecting the playlist icon from the top right corner next to the three vertical dots.</p>

'433 Claims	Samsung Galaxy S6
	 <p data-bbox="772 812 1890 917">Fig. 20 – The queue shows that all of the tracks from the album have been added to the queue, and when the currently playing track ends, the next track in the queue from the album will play.</p>
<p data-bbox="184 946 741 1161">3. The method of selecting a track as recited in claim 1 wherein the accessing at least one track comprises selecting a subcategory and adding the tracks associated with the selected subcategory to a playlist.</p>	<p data-bbox="772 946 1879 1052">The Samsung Galaxy S6 is operable to perform the step of accessing at least one track by selecting a subcategory and adding the tracks associated with the selected subcategory to a playlist.</p> <p data-bbox="772 1076 1911 1331">After selecting a subcategory from the second screen, the pre-installed Play Music application on the Samsung Galaxy S6 is operable to add a plurality of tracks associated with the selected category to a playlist. For example, the Samsung Galaxy S6 allows a user to tap the three vertical dots in the bottom right corner of an album to bring up a menu of actions to be performed related to the album. The Samsung Galaxy S6 then allows a user to then tap the “Shuffle” button to add the tracks of that album in a random order to the active queue list of currently playing music.</p> <p data-bbox="772 1356 1213 1388">See discussion for claims 1 and 2.</p>

'433 Claims	Samsung Galaxy S6
	 <p data-bbox="772 833 1852 902">Fig. 21 – On the second display screen, tapping the three vertical dots on the bottom right corner of an album presents the user with several options including “Shuffle.”</p>

'433 Claims

Samsung Galaxy S6

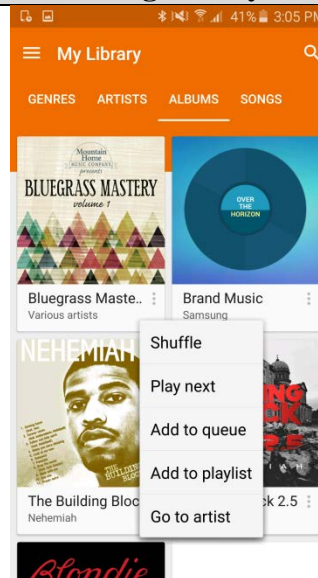
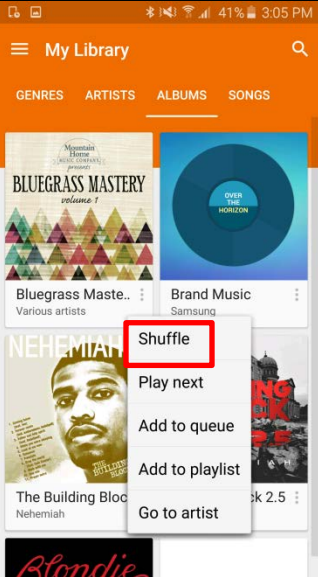
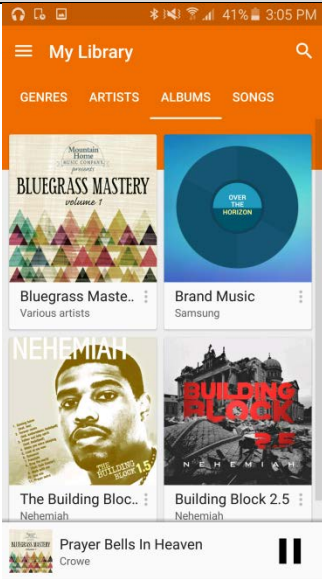
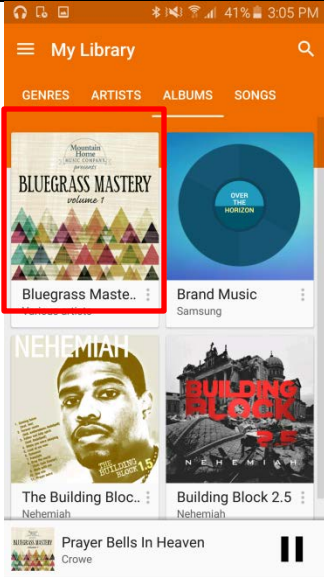


Fig. 22 – After tapping the three vertical dots on the bottom right corner of the album “Bluegrass Mastery Vol. 1,” the user is presented with multiple options including “Shuffle.”



'433 Claims	Samsung Galaxy S6
	 <p>The screenshot shows the Samsung Music app interface on a Galaxy S6. The top bar is orange and reads 'My Library'. Below it are tabs for 'GENRES', 'ARTISTS', 'ALBUMS', and 'SONGS'. The main content area displays several album covers, including 'BLUEGRASS MASTERY volume 1', 'Brand Music Samsung', 'NEHEMIAH', and 'The Building Bloc'. A context menu is open over the 'NEHEMIAH' album, with the 'Shuffle' option highlighted by a red box. Other menu options include 'Play next', 'Add to queue', 'Add to playlist', and 'Go to artist'. The status bar at the top shows the time as 3:05 PM and 41% battery.</p> <p>Fig. 23 – “Shuffle” is selected.</p>

'433 Claims	Samsung Galaxy S6
	 <p data-bbox="1619 456 1864 621">Track begins to play.</p> <p data-bbox="772 833 1919 902">Fig. 24 – All of the tracks from the Album have been added to the queue. The first of the randomized tracks from the album begins to play.</p>

'433 Claims	Samsung Galaxy S6
	 <p data-bbox="772 831 1304 865">Fig. 25 – The same album is then tapped.</p>

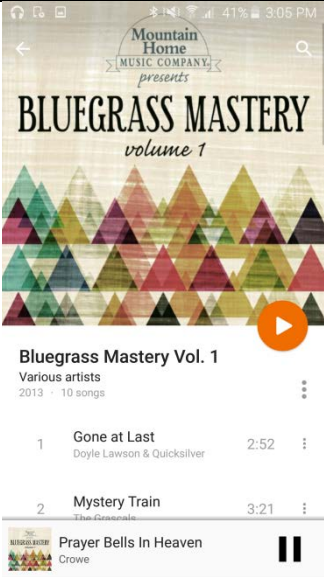
'433 Claims	Samsung Galaxy S6
	 <p>The screenshot shows a music player interface on a Samsung Galaxy S6. At the top, the status bar shows the time as 3:05 PM, 41% battery, and signal strength. The main content area features the album cover for 'Bluegrass Mastery volume 1' by Mountain Home Music Company. Below the cover is a large orange play button. Underneath, the album title 'Bluegrass Mastery Vol. 1' is displayed, followed by 'Various artists', '2013 · 10 songs', and a vertical ellipsis menu. A track list is visible, showing two tracks: '1 Gone at Last' by Doyle Lawson &amp; Quicksilver (2:52) and '2 Mystery Train' by The Cardinals (3:21). At the bottom, a playback bar shows the current track 'Prayer Bells In Heaven' by Crowe with a pause button.</p>

Fig. 26 – The third display screen displays the tracks from the album.

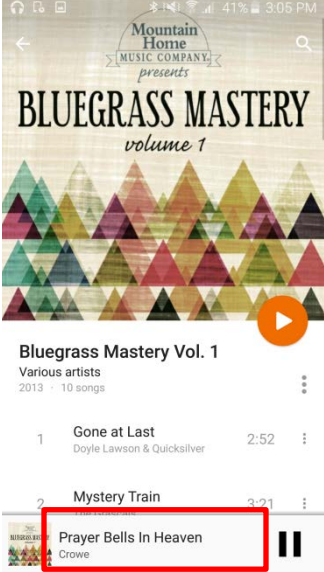

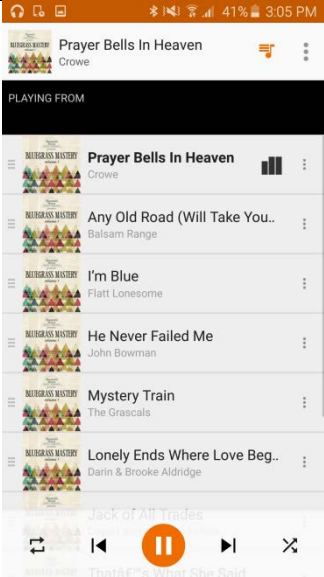
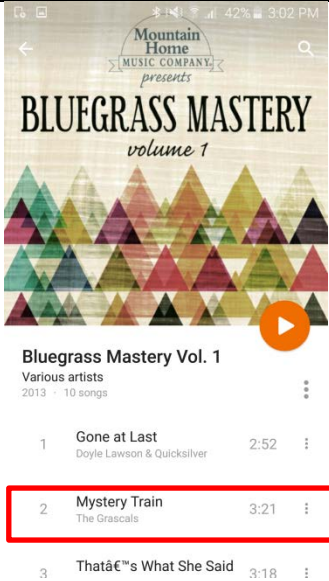
'433 Claims	Samsung Galaxy S6
	 <p>The screenshot shows a music player interface on a Samsung Galaxy S6. At the top, the status bar displays '41%' battery and '3:05 PM'. The album cover for 'Bluegrass Mastery Vol. 1' by Mountain Home Music Company is shown. Below the cover, the album title 'Bluegrass Mastery Vol. 1' and 'Various artists' are listed. A track list is visible with the following entries:</p> <ul style="list-style-type: none"> <li>1. Gone at Last (Doyle Lawson &amp; Quicksilver) - 2:52</li> <li>2. Mystery Train (3:21)</li> <li>Prayer Bells In Heaven (Crowe)</li> </ul> <p>The track 'Prayer Bells In Heaven' is highlighted with a red box, and a play button is visible next to it. The interface indicates that all tracks from the album have been added to the queue.</p>

Fig. 27 – All of the tracks from the album have been added to the queue. This can be seen by first selecting the now playing bar.

'433 Claims	Samsung Galaxy S6
	 <p data-bbox="772 833 1885 898">Fig. 28 – The queue can then be viewed by selecting the playlist icon from the top right corner next to the three vertical dots.</p>

'433 Claims	Samsung Galaxy S6
	 <p data-bbox="772 812 1890 885">Fig. 29 – The queue shows that all of the tracks from the album have been added to the queue.</p>
<p data-bbox="184 909 745 1128">5. The method of selecting a track as recited in claim 1 wherein the accessing at least one track comprises selecting an item in the third display screen and adding at least one track associated with the selected item to a playlist.</p>	<p data-bbox="772 909 1890 1015">The Samsung Galaxy S6 is operable to perform the step of accessing at least one track by selecting an item in the third display screen and adding at least one track associated with the selected item to a playlist.</p> <p data-bbox="772 1039 1921 1258">After selecting a subcategory from the second screen, the pre-installed Play Music application on the Samsung Galaxy S6 is operable to add a track associated with the selected subcategory to a playlist. For example, the Samsung Galaxy S6 allows a user to select an album from the second display screen, and then from the third display screen the Samsung Galaxy S6 allows a user to select a track from that album resulting in all of the tracks from the album being added to the queue.</p> <p data-bbox="772 1282 1123 1315">See discussion for claim 1.</p>

'433 Claims	Samsung Galaxy S6
	 <p>The screenshot shows a music player interface on a Samsung Galaxy S6. At the top, the status bar displays signal strength, Wi-Fi, 42% battery, and 3:02 PM. The album cover for 'Bluegrass Mastery volume 1' by Mountain Home Music Company is shown. Below the cover, the album title 'Bluegrass Mastery Vol. 1' and 'Various artists' are listed. A tracklist follows: 1. 'Gone at Last' by Doyle Lawson &amp; Quicksilver (2:52), 2. 'Mystery Train' by The Grascals (3:21), and 3. 'That's What She Said' (3:18). The second track, 'Mystery Train', is highlighted with a red rectangular box.</p>
	<p>Fig. 30 – Selecting the “Mystery Train” track on the third display screen results in adding all of the tracks from the album to the queue.</p>




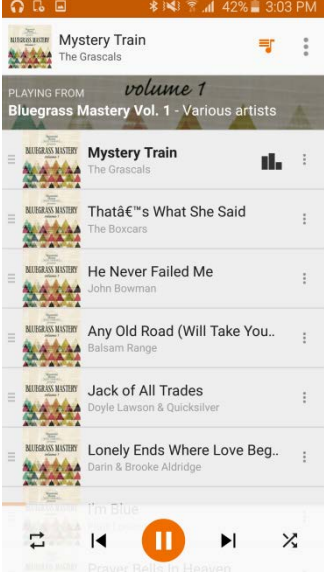
'433 Claims

Samsung Galaxy S6



Fig. 31 – All of the tracks from the album have been added to the queue. This can be seen by first selecting the now playing bar.

'433 Claims	Samsung Galaxy S6
	 <p data-bbox="772 833 1885 898">Fig. 32 – The queue can then be viewed by selecting the playlist icon from the top right corner next to the three vertical dots.</p>

'433 Claims	Samsung Galaxy S6
	 <p data-bbox="772 813 1892 917">Fig. 33 – The queue shows that all of the tracks from the album have been added to the queue, and when the currently playing track ends, the next track in the queue from the album will play.</p>
<p data-bbox="184 946 747 1235">7. The method of selecting a track as recited in claim 1 wherein the accessing at least one track is made after the presentation of the third display screen by reverting back to one of the second and first display screens, the second display screen presented sequentially after the third display screen.</p>	<p data-bbox="772 946 1902 1089">The Samsung Galaxy S6 is operable to perform the step of accessing at least one track after the presentation of the third display screen by reverting back to one of the second and first display screens, the second display screen presented sequentially after the third display screen.</p> <p data-bbox="772 1114 1213 1146">See discussion for claims 1 and 2.</p> <p data-bbox="772 1170 1902 1385">The Samsung Galaxy S6 allows a user to, instead of (or in addition to) selecting a track on the third display screen, select the back arrow at the top left of the third display screen. The Samsung Galaxy S6 then displays the second display screen again. From the second display screen, the Samsung Galaxy S6 allows a user to tap the three vertical dots in the bottom right corner of an album to bring up a menu of actions to be performed related to the album. The Samsung Galaxy S6 then allows a user to then tap</p>

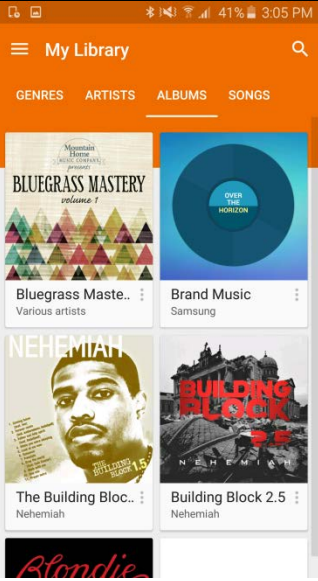
**'433 Claims**

**Samsung Galaxy S6**

the “Shuffle” button to add the tracks of that album in a random order to the active queue list of currently playing music.



Fig. 34 – On the third display screen, the arrow in the top left of the screen is selected.

'433 Claims	Samsung Galaxy S6
	 <p data-bbox="772 831 1541 867">Fig. 35 – The second display screen is then displayed again.</p>

'433 Claims

Samsung Galaxy S6

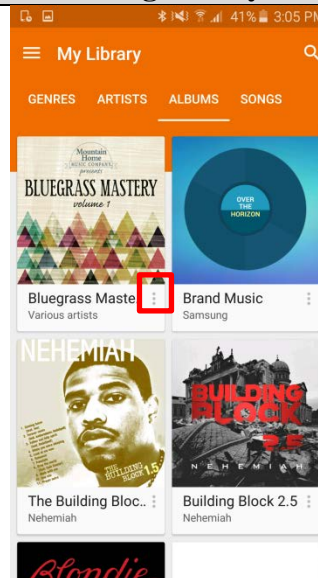


Fig. 36 – On the second display screen, tapping the three vertical dots on the bottom right corner of an album presents the user with several options including “Shuffle.”

'433 Claims

Samsung Galaxy S6

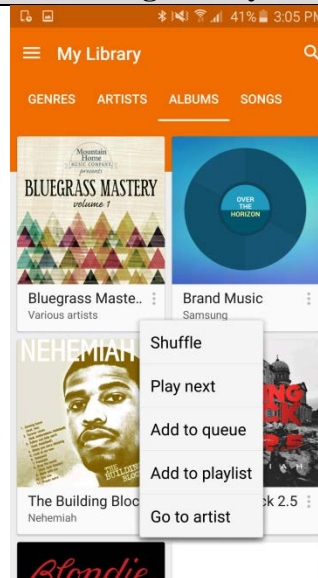


Fig. 37 – After tapping the three vertical dots on the bottom right corner of the album “Bluegrass Mastery Vol. 1,” the user is presented with multiple options including “Shuffle.”

'433 Claims

Samsung Galaxy S6

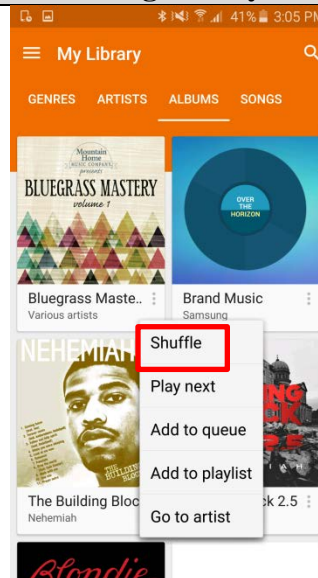
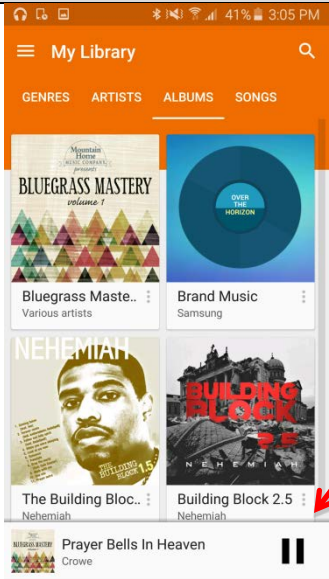


Fig. 38 – “Shuffle” is selected.



'433 Claims	Samsung Galaxy S6
	 <p>The screenshot shows the Samsung Music app interface on a Galaxy S6. At the top, it says 'My Library' with a search icon. Below are tabs for 'GENRES', 'ARTISTS', 'ALBUMS', and 'SONGS'. The 'ALBUMS' tab is selected, displaying a grid of album covers: 'Bluegrass Mastery' (Various artists), 'Brand Music' (Samsung), 'The Building Block 2.5' (Nehemiah), and 'Building Block 2.5' (Nehemiah). At the bottom, a track 'Prayer Bells In Heaven' by Crowe is shown with a play/pause button. A red arrow points from a text box to the play button.</p> <div data-bbox="1627 418 1875 581" style="border: 1px solid black; padding: 5px;">Track begins to play.</div>
	<p>Fig. 39 – All of the tracks from the Album have been added to the queue. The first of the randomized tracks from the album begins to play.</p>

'433 Claims

Samsung Galaxy S6

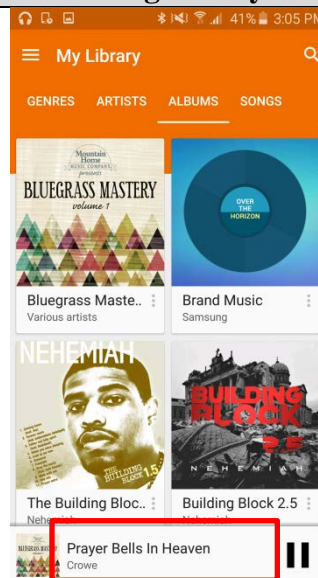

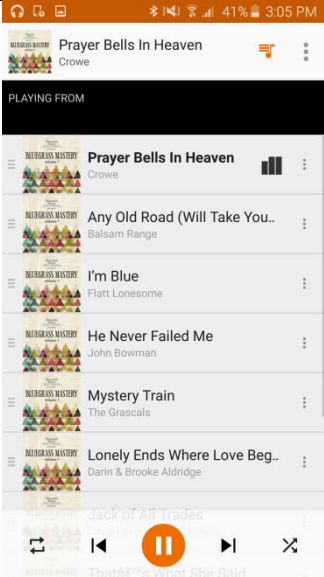
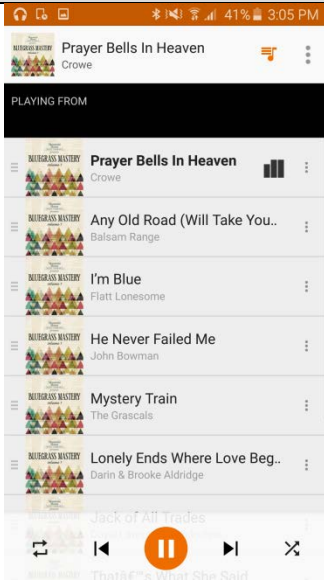
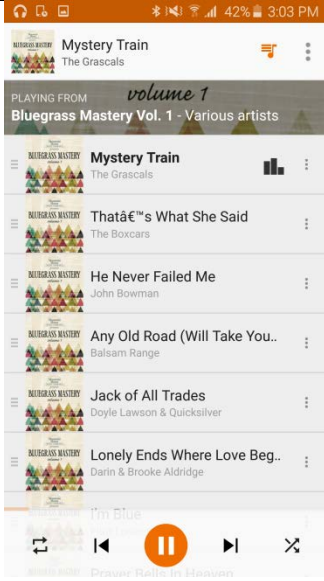


Fig. 40 – All of the tracks from the album have been added to the queue. This can be seen by first selecting the now playing bar.

'433 Claims	Samsung Galaxy S6
	 <p data-bbox="772 833 1885 898">Fig. 41 – The queue can then be viewed by selecting the playlist icon from the top right corner next to the three vertical dots.</p>

'433 Claims	Samsung Galaxy S6
	 <p>The screenshot shows a music player interface on a Samsung Galaxy S6. At the top, the status bar displays the time as 3:05 PM and 41% battery. The music player is currently playing 'Prayer Bells In Heaven' by Crowe. Below the player, a queue of tracks is visible, all from the album 'Mystery Train'. The tracks listed are: 'Prayer Bells In Heaven' (Crowe), 'Any Old Road (Will Take You..)' (Balsam Range), 'I'm Blue' (Flatt Lonesome), 'He Never Failed Me' (John Bowman), 'Mystery Train' (The Grascals), and 'Lonely Ends Where Love Beg..' (Darin &amp; Brooke Aldridge). The queue is titled 'PLAYING FROM' and shows that all tracks from the album have been added to the queue.</p> <p>Fig. 42 – The queue shows that all of the tracks from the album have been added to the queue, and when the currently playing track ends, the next track in the queue from the album will play.</p>
<p>17. The method of selecting a track as recited in claim 3 wherein the playlist is an active queue list of songs that is currently being played.</p>	<p>The Samsung Galaxy S6 is operable to perform the method of selecting a track as recited in claim 3 wherein the playlist is an active queue list of songs that is currently being played.</p> <p>See discussion for claim 3.</p>

'433 Claims	Samsung Galaxy S6
	 <p>The screenshot shows a music player interface on a Samsung Galaxy S6. At the top, the status bar displays the time as 3:05 PM and battery level at 41%. The main screen shows the album 'Mystery Train' by Balsam Range. Below the album cover, a list of tracks is displayed under the heading 'PLAYING FROM'. The tracks listed are: 'Prayer Bells In Heaven' by Crowe, 'Any Old Road (Will Take You..)' by Balsam Range, 'I'm Blue' by Flatt Lonesome, 'He Never Failed Me' by John Bowman, 'Mystery Train' by The Grascals, and 'Lonely Ends Where Love Beg..' by Darin &amp; Brooke Aldridge. At the bottom, a playback control bar is visible with a pause button in the center.</p> <p>Fig. 43 – The tracks from the selected album have been added to the active queue list of songs that is currently being played.</p>
<p>18. The method of selecting a track as recited in claim 5 wherein the playlist is an active queue list of songs that is currently being played.</p>	<p>The Samsung Galaxy S6 is operable to perform the method of selecting a track as recited in claim 5 wherein the playlist is an active queue list of songs that is currently being played.</p> <p>See discussion for claim 5.</p>

'433 Claims	Samsung Galaxy S6
	 <p data-bbox="772 831 1877 901">Fig. 44 – All of the tracks associated with the “Bluegrass Mastery Vol. 1” album have been added to the active queue list of songs that is currently being played.</p>
<p data-bbox="186 932 747 1182">19. The method of selecting a track as recited in claim 5 wherein the selected item in the third display screen is associated with a plurality of tracks, and wherein the accessing at least one track comprises adding the plurality of tracks associated with the selected item to a playlist.</p>	<p data-bbox="772 932 1915 1073">The Samsung Galaxy S6 is operable to perform the method of selecting a track as recited in claim 5 wherein the selected item in the third display screen is associated with a plurality of tracks, and wherein the accessing at least one track comprises adding the plurality of tracks associated with the selected item to a playlist.</p> <p data-bbox="772 1097 938 1128">See claim 5.</p>

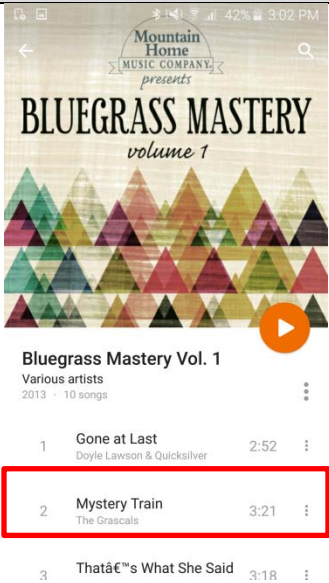
'433 Claims	Samsung Galaxy S6
	 <p>The screenshot shows a music player interface on a Samsung Galaxy S6. At the top, the status bar displays the time as 3:02 PM and 42% battery. The album cover for 'Bluegrass Mastery volume 1' by Mountain Home Music Company is shown. Below the cover, the album title 'Bluegrass Mastery Vol. 1' and 'Various artists' are listed. A tracklist is displayed below, with the second track, 'Mystery Train' by 'The Grassie's', highlighted with a red rectangular box. The tracklist includes:</p> <ul style="list-style-type: none"><li>1 Gone at Last (Doyle Lawson &amp; Quicksilver) 2:52</li><li>2 <b>Mystery Train (The Grassie's) 3:21</b></li><li>3 That's What She Said 3:18</li></ul>

Fig. 45 – Selecting the “Mystery Train” track on the third display screen results in adding all of the tracks from the album to the queue.

'433 Claims


Samsung Galaxy S6

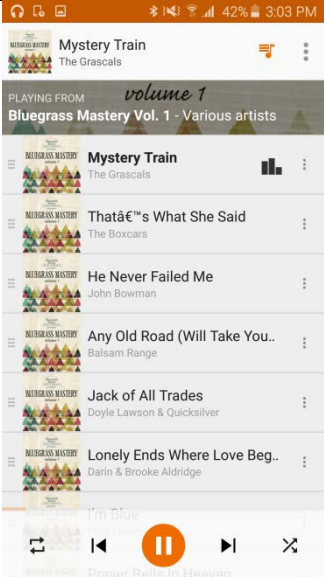


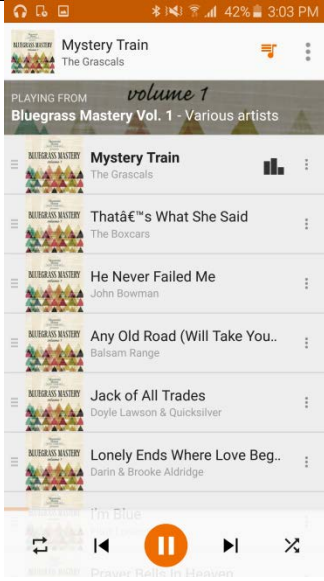
Track begins to play.

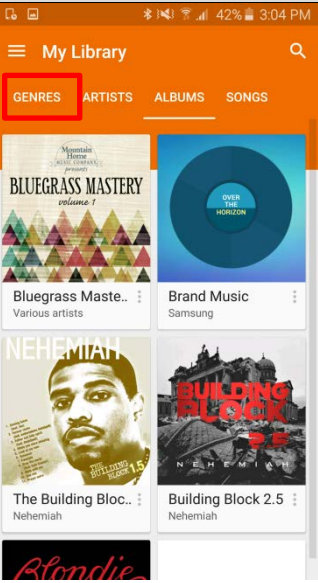
Fig. 46 – Once selected, the track “Mystery Train” begins playing from the queue. All of the tracks from the album have been added to the queue. This can be seen by first selecting the now playing bar.



'433 Claims	Samsung Galaxy S6
	 <p data-bbox="772 833 1885 898">Fig. 47 – The queue can then be viewed by selecting the playlist icon from the top right corner next to the three vertical dots.</p>

'433 Claims	Samsung Galaxy S6
	 <p data-bbox="772 812 1890 917">Fig. 48 – The queue shows that all of the tracks from the album have been added to the queue, and when the currently playing track ends, the next track in the queue from the album will play.</p>
<p data-bbox="184 946 724 1088">20. The method of selecting a track as recited in claim 19 wherein the playlist is an active queue list of songs that is currently being played.</p>	<p data-bbox="772 946 1915 1052">The Samsung Galaxy S6 is operable to perform the method of selecting a track as recited in claim 19 wherein the playlist is an active queue list of songs that is currently being played.</p> <p data-bbox="772 1076 1144 1109">See discussion for claim 19.</p>

'433 Claims	Samsung Galaxy S6
	 <p data-bbox="772 831 1892 901">Fig. 49 – All of the tracks associated with the “Blue Grass Mastery Vol. 1” album have been added to the active queue list of songs that is currently being played.</p>
<p data-bbox="186 932 747 1182">21. The method of selecting a track as recited in claim 5 where in the selected item in the third display screen is a selected album name, and wherein the accessing at least one track comprises adding the plurality of tracks associated with the selected album name to a playlist.</p>	<p data-bbox="772 932 1915 1073">The Samsung Galaxy S6 is operable to perform the method of selecting a track as recited in claim 5 wherein the selected item in the third display screen is a selected album name, and wherein the accessing at least one track comprises adding the plurality of tracks associated with the selected album name to a playlist.</p> <p data-bbox="772 1097 936 1128">See claim 5.</p> <p data-bbox="772 1154 1906 1336">For example, if on the first display screen the “Genres” category is selected and a genre is selected on the second display screen, the Samsung Galaxy S6 displays albums on the third display screen. The Samsung Galaxy S6 then allows a user to select an album name and select shuffle, which adds all of the tracks associated with the selected album name to the active queue list of songs that is currently being played.</p>

'433 Claims	Samsung Galaxy S6
	 <p data-bbox="772 831 1864 906">Fig. 50 – The first display screen displays categories, including “Genres,” “Albums,” “Artists,” and “Songs.” In this example, “Genres” is selected.</p>

'433 Claims

Samsung Galaxy S6


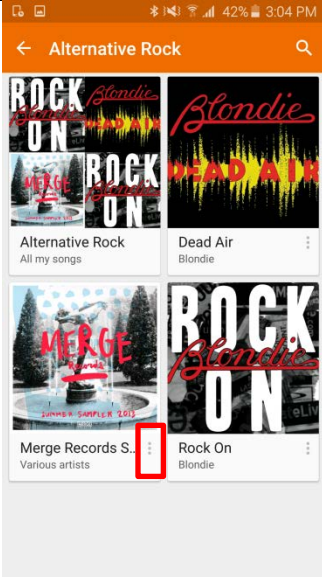


Fig. 51 – After selecting “Genres,” the second display screen displays genres associated with albums stored on the device. In this example, the genre “Alternative Rock” is selected.

'433 Claims	Samsung Galaxy S6
	 <p data-bbox="772 833 1902 971">Fig. 52 – After selecting “Alternative Rock,” the third display screen displays album names associated with the selected genre of alternative rock. In this example, the album name “Merge Records Summer Sampler 2013” is selected by tapping on the three vertical dots on the bottom right corner of the album.</p>

'433 Claims

Samsung Galaxy S6

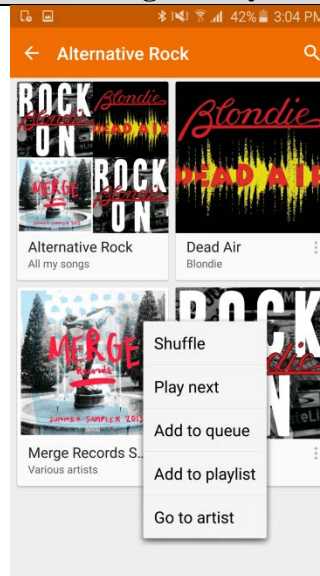
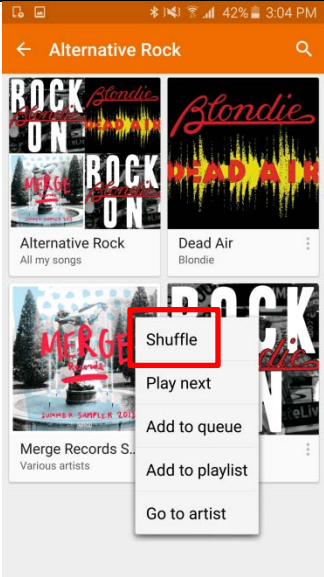
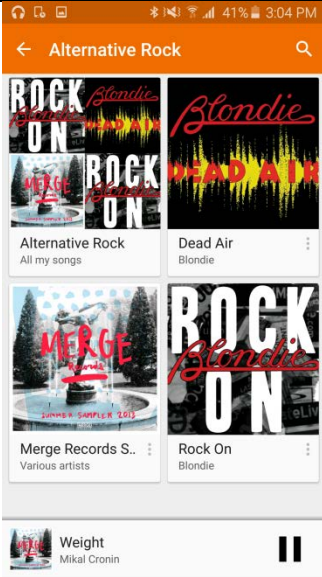
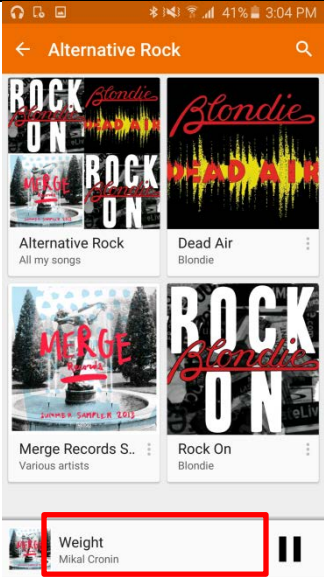



Fig. 53 – After tapping the three vertical dots on the bottom right corner of the album “Merge Records Summer Sampler 2013,” the user is presented with multiple options including “Shuffle.”

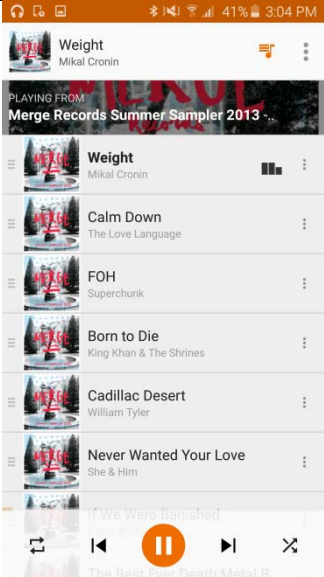
'433 Claims	Samsung Galaxy S6
	 <p>The screenshot shows the Samsung Galaxy S6 music application interface. At the top, the status bar displays the time as 3:04 PM and 42% battery. The app header is orange and reads 'Alternative Rock'. Below the header, there are several album covers. A context menu is open over one of the covers, listing options: 'Shuffle', 'Play next', 'Add to queue', 'Add to playlist', and 'Go to artist'. The 'Shuffle' option is highlighted with a red rectangular box.</p> <p>Fig. 54 – “Shuffle” is selected.</p>



'433 Claims	Samsung Galaxy S6
	 <p data-bbox="1602 431 1845 594">Track begins to play.</p> <p data-bbox="772 833 1919 898">Fig. 55 – All of the tracks from the Album have been added to the queue. The first of the randomized tracks from the album begins to play.</p>

'433 Claims	Samsung Galaxy S6
	 <p data-bbox="772 812 1869 885">Fig. 56 – All of the tracks from the album have been added to the queue. This can be seen by first selecting the now playing bar.</p>

'433 Claims	Samsung Galaxy S6
	 <p>The screenshot shows a music player interface on a Samsung Galaxy S6. At the top, the status bar displays the time as 3:04 PM and battery level at 41%. The music player header includes the song title 'Weight' by Mikal Cronin. A red box highlights a playlist icon (three horizontal lines) in the top right corner, next to three vertical dots. The main display area features a video thumbnail with the word 'MERGE' in large red letters and 'Records' in a smaller red font below it. The video player controls at the bottom show a play button, a progress bar, and other standard controls.</p>
	<p>Fig. 57 – The queue can then be viewed by selecting the playlist icon from the top right corner next to the three vertical dots.</p>

'433 Claims	Samsung Galaxy S6
	 <p data-bbox="772 812 1890 917">Fig. 58 – The queue shows that all of the tracks from the album have been added to the queue, and when the currently playing track ends, the next track in the queue from the album will play.</p>
<p data-bbox="184 946 724 1088">22. The method of selecting a track as recited in claim 21 wherein the playlist is an active queue list of songs that is currently being played.</p>	<p data-bbox="772 946 1915 1052">The Samsung Galaxy S6 is operable to perform the method of selecting a track as recited in claim 21 wherein the playlist is an active queue list of songs that is currently being played.</p> <p data-bbox="772 1076 1144 1109">See discussion for claim 21.</p>

'433 Claims

Samsung Galaxy S6

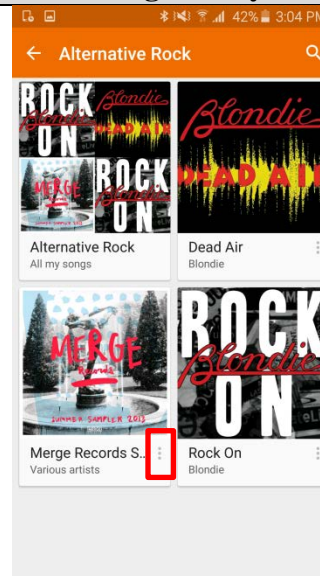
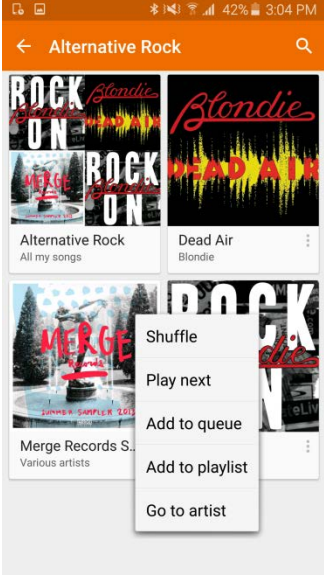
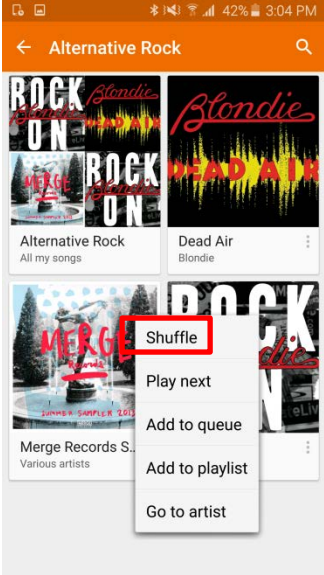
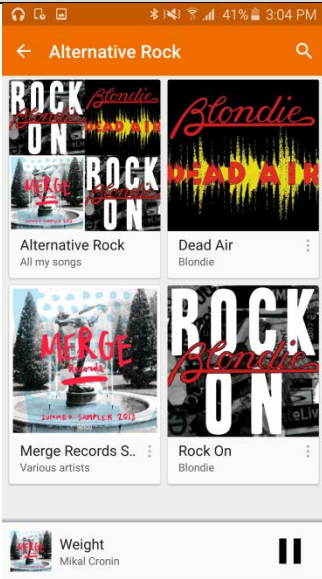


Fig. 59 – After selecting “Alternative Rock,” the third display screen displays album names associated with the selected genre of alternative rock. In this example, the album name “Merge Records Summer Sampler 2013” is selected by tapping on the three vertical dots on the bottom right corner of the album.

'433 Claims	Samsung Galaxy S6
	 <p>The screenshot shows the Samsung Galaxy S6 music application interface. At the top, the status bar displays the time as 3:04 PM and battery level at 42%. The app header is orange and reads 'Alternative Rock'. Below the header, there are several album covers. The album 'Merge Records Summer Sampler 2013' by Various artists is highlighted. A context menu is open over this album, listing the following options: 'Shuffle', 'Play next', 'Add to queue', 'Add to playlist', and 'Go to artist'. Other visible album covers include 'Alternative Rock' (All my songs), 'Dead Air' (Blondie), and 'Rock On' (Blondie).</p> <p>Fig. 60 – After tapping the three vertical dots on the bottom right corner of the album “Merge Records Summer Sampler 2013,” the user is presented with multiple options including “Shuffle.”</p>

'433 Claims	Samsung Galaxy S6
	 <p>The screenshot shows the Samsung Music app interface on a Galaxy S6. The top status bar displays the time as 3:04 PM and 42% battery. The app header is orange and reads 'Alternative Rock'. Below the header, there are album covers for 'Alternative Rock' (All my songs), 'Dead Air' (Blondie), and 'Merge Records S...' (Various artists). A context menu is open over the 'Merge Records S...' album, listing options: 'Shuffle', 'Play next', 'Add to queue', 'Add to playlist', and 'Go to artist'. The 'Shuffle' option is highlighted with a red rectangular box.</p> <p>Fig. 61 – “Shuffle” is selected.</p>

'433 Claims	Samsung Galaxy S6
	 <p data-bbox="1598 431 1845 594">Track begins to play.</p> <p data-bbox="772 833 1919 898">Fig. 62 – All of the tracks from the Album have been added to the queue. The first of the randomized tracks from the album begins to play.</p>



'433 Claims

Samsung Galaxy S6

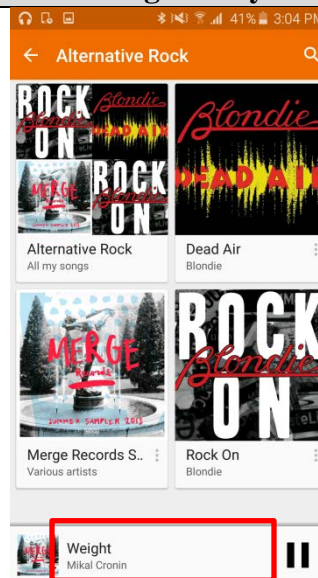

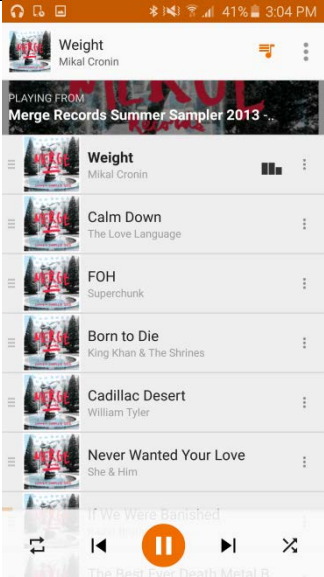
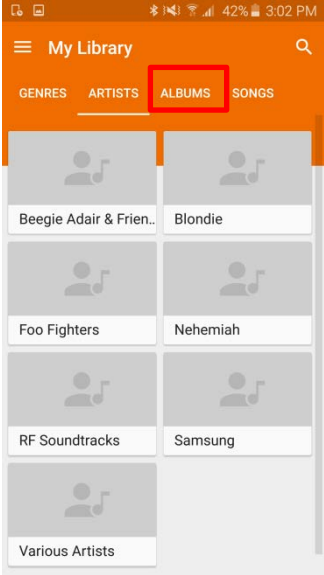
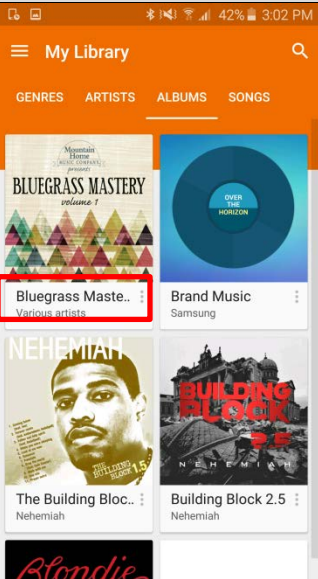


Fig. 63 – All of the tracks from the album have been added to the queue. This can be seen by first selecting the now playing bar.

'433 Claims	Samsung Galaxy S6
	 <p data-bbox="772 833 1885 898">Fig. 64 – The queue can then be viewed by selecting the playlist icon from the top right corner next to the three vertical dots.</p>

'433 Claims	Samsung Galaxy S6
	 <p data-bbox="772 812 1885 917">Fig. 65 – The queue shows that all of the tracks from the album have been added to the queue, and when the currently playing track ends, the next track in the queue from the album will play.</p>
<p data-bbox="184 1003 678 1068">23. The method of selecting a track as recited in claim 1 wherein:</p>	<p data-bbox="779 1003 1917 1068">The Samsung Galaxy S6 is operable to perform the method of selecting a track as recited in claim 1.</p> <p data-bbox="779 1096 1123 1128">See discussion for claim 1.</p>
<p data-bbox="184 1159 699 1299">(a) the category album is selected in the first display screen from available categories that include at least artist and album;</p>	<p data-bbox="779 1159 1833 1263">The Samsung Galaxy S6 is operable to perform the method of claim 1 wherein the category album is selected in the first display screen from available categories that include at least artist and album.</p> <p data-bbox="779 1291 1123 1323">See discussion for claim 1.</p>

'433 Claims	Samsung Galaxy S6
	 <p>The screenshot shows the 'My Library' screen of the Samsung Galaxy S6. At the top, there is a navigation bar with four tabs: 'GENRES', 'ARTISTS', 'ALBUMS', and 'SONGS'. The 'ALBUMS' tab is highlighted with a red box, indicating it is the selected category. Below the navigation bar, there is a grid of album covers. The visible album names are: Beegie Adair &amp; Frien.., Blondie, Foo Fighters, Nehemiah, RF Soundtracks, Samsung, and Various Artists.</p> <p>Fig. 66 – The first display screen displays categories, including “Genres,” “Albums,” “Artists,” and “Songs.” In this example, “Albums” is selected.</p>
<p>(b) the subcategories listed in the second display screen comprise a listing of album names and one of the album names is selected; and</p>	<p>The Samsung Galaxy S6 is operable to perform the method of claim 1 wherein the subcategories listed in the second display screen comprise a listing of album names and one of the album names is selected.</p> <p>See discussion for claim 1.</p>

'433 Claims	Samsung Galaxy S6
	 <p>The screenshot shows the 'My Library' screen in the Samsung Music app. The 'ALBUMS' tab is selected. A grid of album covers is displayed. The album 'Bluegrass Mastery Vol. 1' by Various Artists is highlighted with a red box. Other visible albums include 'Brand Music' by Samsung, 'The Building Bloc...' by Nehemiah, and 'Building Block 2.5' by Nehemiah.</p> <p>Fig. 67 – After selecting “Albums,” the second display screen displays albums stored on the device. In this example, the album “Bluegrass Mastery Vol. 1” is selected.</p>
<p>(c) the accessing at least one track comprises adding a plurality of tracks associated with the selected album name to a playlist.</p>	<p>The Samsung Galaxy S6 is operable to perform the method of claim 1 wherein the accessing at least one track comprises adding a plurality of tracks associated with the selected album name to a playlist.</p> <p>See discussion for claims 1 and 3.</p>

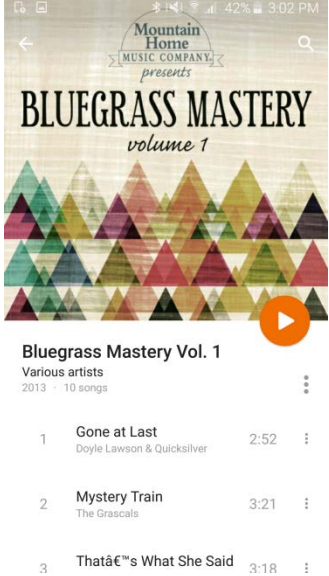
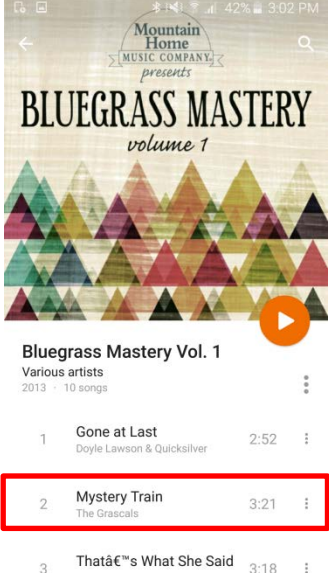
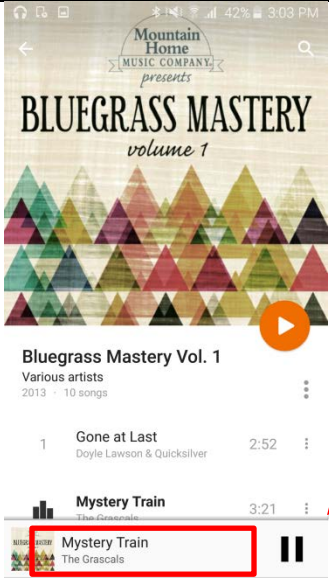

'433 Claims	Samsung Galaxy S6																				
	 <p>The screenshot shows a music player interface on a Samsung Galaxy S6. At the top, the status bar displays signal strength, Wi-Fi, 42% battery, and 3:02 PM. The album cover for 'Bluegrass Mastery volume 1' by Mountain Home Music Company is shown, featuring a colorful geometric pattern of triangles. Below the cover is a play button. The album title 'Bluegrass Mastery Vol. 1' is displayed, along with 'Various artists', '2013', and '10 songs'. A track list is visible below:</p> <table border="1"> <thead> <tr> <th>Track Number</th> <th>Track Name</th> <th>Artist</th> <th>Duration</th> <th>Options</th> </tr> </thead> <tbody> <tr> <td>1</td> <td>Gone at Last</td> <td>Doyle Lawson &amp; Quicksilver</td> <td>2:52</td> <td>⋮</td> </tr> <tr> <td>2</td> <td>Mystery Train</td> <td>The Grascals</td> <td>3:21</td> <td>⋮</td> </tr> <tr> <td>3</td> <td>That's What She Said</td> <td></td> <td>3:18</td> <td>⋮</td> </tr> </tbody> </table>	Track Number	Track Name	Artist	Duration	Options	1	Gone at Last	Doyle Lawson & Quicksilver	2:52	⋮	2	Mystery Train	The Grascals	3:21	⋮	3	That's What She Said		3:18	⋮
Track Number	Track Name	Artist	Duration	Options																	
1	Gone at Last	Doyle Lawson & Quicksilver	2:52	⋮																	
2	Mystery Train	The Grascals	3:21	⋮																	
3	That's What She Said		3:18	⋮																	

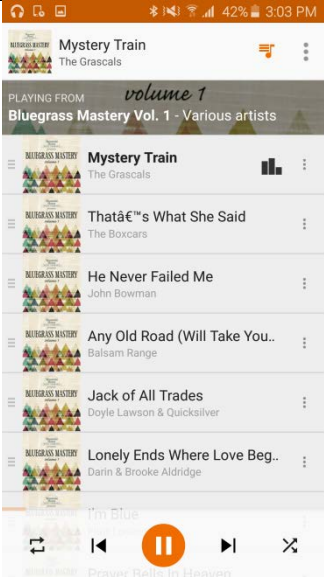
Fig. 68 – After selecting an album, the third display screen displays tracks on the device associated with the selected album.

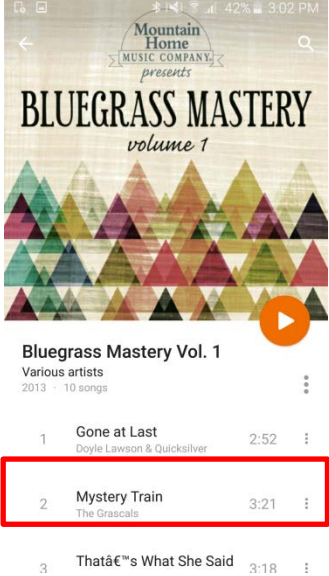
'433 Claims	Samsung Galaxy S6
	 <p>The screenshot shows a music player interface on a Samsung Galaxy S6. At the top, the status bar displays signal strength, Wi-Fi, 42% battery, and 3:02 PM. The album cover for 'Bluegrass Mastery volume 1' by Mountain Home Music Company is shown. Below the cover, the album title 'Bluegrass Mastery Vol. 1' and 'Various artists' are listed. A track list follows: 1. 'Gone at Last' by Doyle Lawson &amp; Quicksilver (2:52), 2. 'Mystery Train' by The Grassie's (3:21), and 3. 'That's What She Said' (3:18). The second track, 'Mystery Train', is highlighted with a red rectangular box.</p>
	<p>Fig. 69 – Selecting the “Mystery Train” track results in adding all of the tracks from the album to the queue.</p>

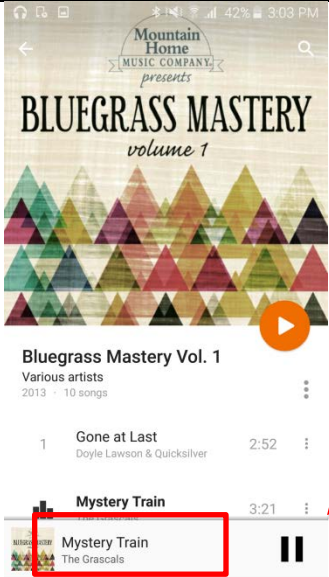
'433 Claims	Samsung Galaxy S6
	 <p data-bbox="1617 470 1864 636">Track begins to play.</p> <p data-bbox="772 831 1864 901">Fig. 70 – Once the track is selected, all of the tracks from the third display screen are added to the queue. This can be seen by first selecting the now playing bar.</p>




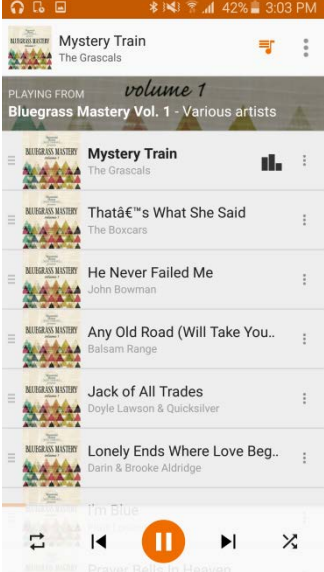
'433 Claims	Samsung Galaxy S6
	 <p data-bbox="772 833 1885 898">Fig. 71 – The queue can then be viewed by selecting the playlist icon from the top right corner next to the three vertical dots.</p>

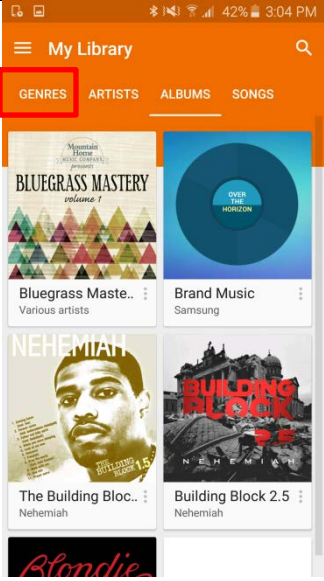
'433 Claims	Samsung Galaxy S6
	 <p data-bbox="772 812 1890 917">Fig. 72 – The queue shows that all of the tracks from the album have been added to the queue, and when the currently playing track ends, the next track in the queue from the album will play.</p>
<p data-bbox="184 946 724 1088">24. The method of selecting a track as recited in claim 23 wherein the playlist is an active queue list of songs that is currently being played.</p>	<p data-bbox="772 946 1915 1052">The Samsung Galaxy S6 is operable to perform the method of selecting a track as recited in claim 23 wherein the playlist is an active queue list of songs that is currently being played.</p> <p data-bbox="772 1076 1144 1109">See discussion for claim 23.</p>


'433 Claims	Samsung Galaxy S6
	 <p>The screenshot shows a music player interface on a Samsung Galaxy S6. At the top, the status bar displays signal strength, Wi-Fi, 42% battery, and 3:02 PM. The album cover for 'Bluegrass Mastery Vol. 1' by Mountain Home Music Company is shown. Below the cover, the album title 'Bluegrass Mastery Vol. 1' and 'Various artists' are listed. A track list follows: 1. 'Gone at Last' by Doyle Lawson &amp; Quicksilver (2:52), 2. 'Mystery Train' by The Grassie's (3:21), and 3. 'That's What She Said' (3:18). The second track, 'Mystery Train', is highlighted with a red rectangular box.</p>
	<p>Fig. 73 – Selecting the “Mystery Train” track results in adding all of the tracks from the album to the queue.</p>

'433 Claims	Samsung Galaxy S6
	 <p>The screenshot shows a music application interface on a Samsung Galaxy S6. At the top, the status bar displays signal strength, Wi-Fi, 42% battery, and 3:03 PM. The main content area features the album cover for 'Bluegrass Mastery volume 1' by Mountain Home Music Company. Below the cover, the album title 'Bluegrass Mastery Vol. 1' is displayed, along with 'Various artists' and '2013 · 10 songs'. A list of tracks is shown below: '1 Gone at Last' by Doyle Lawson &amp; Quicksilver (2:52) and 'Mystery Train' by The Grascals (3:21). The 'Mystery Train' track is highlighted with a red box, and a red arrow points from a callout box to the play button area of this track. The callout box contains the text 'Track begins to play.'.</p>
	<p>Fig. 74 – Once the track is selected, all of the tracks from the third display screen are added to the queue. This can be seen by first selecting the now playing bar.</p>

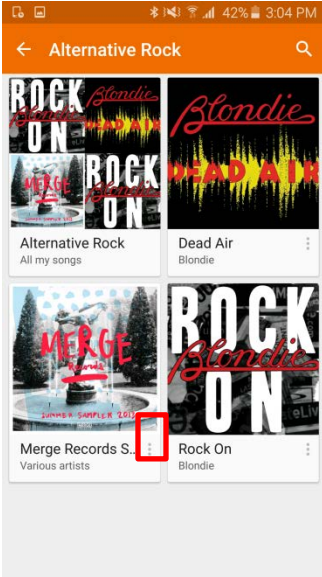
'433 Claims	Samsung Galaxy S6
	 <p data-bbox="772 833 1885 898">Fig. 75 – The queue can then be viewed by selecting the playlist icon from the top right corner next to the three vertical dots.</p>

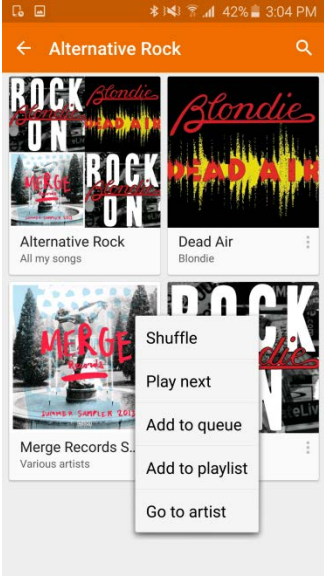
'433 Claims	Samsung Galaxy S6
	 <p>The screenshot shows a music player interface on a Samsung Galaxy S6. At the top, the status bar displays the time as 3:03 PM and battery level at 42%. The music player is playing 'Mystery Train' by The Grascals. Below the current track, a queue of tracks is displayed, including 'That's What She Said' by The Boxcars, 'He Never Failed Me' by John Bowman, 'Any Old Road (Will Take You..)' by Balsam Range, 'Jack of All Trades' by Doyle Lawson &amp; Quicksilver, and 'Lonely Ends Where Love Beg..' by Darin &amp; Brooke Aldridge. The queue is titled 'PLAYING FROM volume 1 Bluegrass Mastery Vol. 1 - Various artists'.</p> <p>Fig. 76 – The queue shows that all of the tracks from the album have been added to the queue, and when the currently playing track ends, the next track in the queue from the album will play.</p>
<p>25. The method of selecting a track as recited in claim 1 wherein:</p>	<p>The Samsung Galaxy S6 is operable to perform the method of selecting a track as recited in claim 1.</p> <p>See discussion for claim 1.</p>
<p>(a) the category genre is selected in the first display screen from available categories that include at least artist, album, and genre;</p>	<p>The Samsung Galaxy S6 is operable to perform the method of claim 1 wherein the category album is selected in the first display screen from available categories that include at least artist, album, and genre.</p> <p>See discussion for claim 1.</p>

'433 Claims	Samsung Galaxy S6
	 <p data-bbox="772 833 1864 902">Fig. 77 – The first display screen displays categories, including “Genres,” “Albums,” “Artists,” and “Songs.” In this example, “Genres” is selected.</p>
<p data-bbox="184 932 709 1073">(b) the subcategories listed in the second display screen comprise a listing of a plurality of genre types, and one of one genre types is selected;</p>	<p data-bbox="772 932 1898 1036">The Samsung Galaxy S6 is operable to perform the method of claim 1 wherein the subcategories listed in the second display screen comprise a listing of album names and one of the album names is selected.</p> <p data-bbox="772 1062 1121 1092">See discussion for claim 1.</p> <p data-bbox="772 1120 1913 1370">The pre-installed Play Music application on the Samsung Galaxy S6 displays the corresponding subcategories in a second display screen when a user selects one of the categories in the first display screen. For example, if the user selects the “Genres” category in the first display screen, the Music application displays a second display screen containing genre types. The pre-installed Play Music application on the Samsung Galaxy S6 then allows a user to select a subcategory in the second display screen, such as “Alternative Rock.”</p>

'433 Claims	Samsung Galaxy S6
	 <p>Fig. 78 – After selecting “Genres,” the second display screen displays genres associated with albums stored on the device. In this example, the genre “Alternative Rock” is selected.</p>
<p>(c) the items displayed in the third display screen comprise a listing of a plurality of album names associated with the selected genre type, and one of the album names is selected; and</p>	<p>The Samsung Galaxy S6 is operable to perform the method of claim 1 wherein the items listed in the third display screen comprise a listing of album names associated with the selected genre type and one of the album names is selected.</p> <p>See discussion for claim 1.</p> <p>The pre-installed Play Music application on the Samsung Galaxy S6 displays the corresponding items in a third display screen when a user selects one of the subcategories in the second display screen. For example, if a user selects the “Alternative Rock” genre in the second display screen, the Music application displays a third display screen containing the album names stored on the Samsung Galaxy S6</p>



'433 Claims	Samsung Galaxy S6
	<p>belonging to the selected genre. The pre-installed Play Music application on the Samsung Galaxy S6 then allows a user to select an item in the third display screen, such as the album name “Merge Records Summer Sampler 2013.”</p>  <p>Fig. 79 – After selecting “Alternative Rock,” the third display screen displays album names associated with the selected genre of alternative rock. In this example, the album name “Merge Records Summer Sampler 2013” is selected by tapping on the three vertical dots on the bottom right corner of the album.</p>
<p>(d) the accessing at least one track comprises adding a plurality of tracks associated with the selected album name to a playlist.</p>	<p>The Samsung Galaxy S6 is operable to perform the method of claim 1 wherein the accessing at least one track comprises adding a plurality of tracks associated with the selected album name to a playlist.</p> <p>See discussion for claim 1.</p> <p>The pre-installed Play Music application on the Samsung Galaxy S6 is allows a user to</p>

'433 Claims	Samsung Galaxy S6
	<p data-bbox="779 240 1900 415">select an album name from the third screen and add a plurality of tracks associated with the album name to a playlist. For example, when the user selects the album “Merge Records Summer Sampler 2013” by tapping on the three vertical dots on the bottom right corner of the album and selects “Shuffle,” all of the tracks associated with the selected album name are added to the queue.</p>  <p data-bbox="779 1036 1864 1143">Fig. 80 – After tapping the three vertical dots on the bottom right corner of the album “Merge Records Summer Sampler 2013,” the user is presented with multiple options including “Shuffle.”</p>

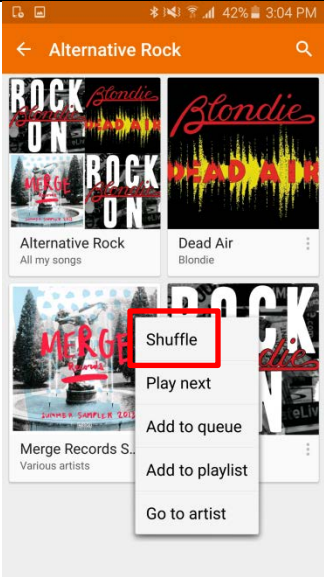
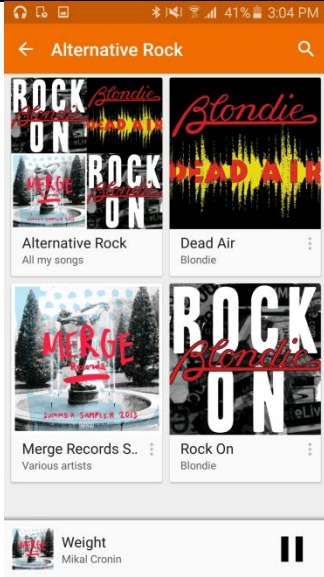
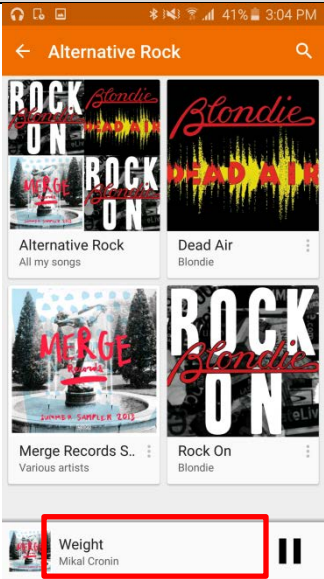
'433 Claims	Samsung Galaxy S6
	 <p>The screenshot shows the Samsung Galaxy S6 music application interface. At the top, the status bar displays the time as 3:04 PM and 42% battery. The app header is orange and reads 'Alternative Rock'. Below the header, there are several album covers. A context menu is open over one of the covers, listing options: 'Shuffle', 'Play next', 'Add to queue', 'Add to playlist', and 'Go to artist'. The 'Shuffle' option is highlighted with a red rectangular box.</p>

Fig. 81 – “Shuffle” is selected.

'433 Claims	Samsung Galaxy S6
	 <p data-bbox="1640 415 1887 581">Track begins to play.</p> <p data-bbox="772 833 1919 898">Fig. 82 – All of the tracks from the Album have been added to the queue. The first of the randomized tracks from the album begins to play.</p>

'433 Claims	Samsung Galaxy S6
	 <p data-bbox="772 812 1869 876">Fig. 83 – All of the tracks from the album have been added to the queue. This can be seen by first selecting the now playing bar.</p>


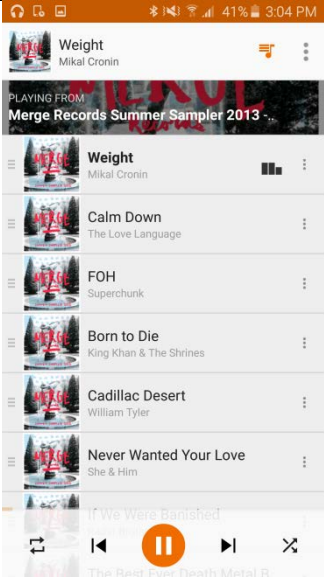
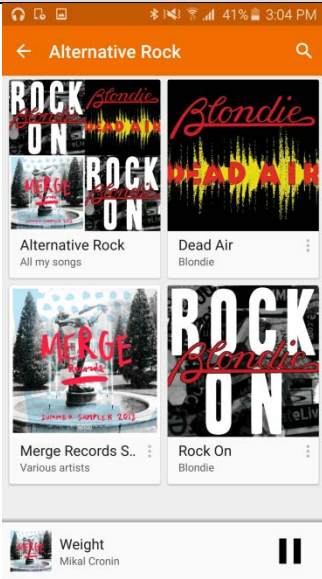
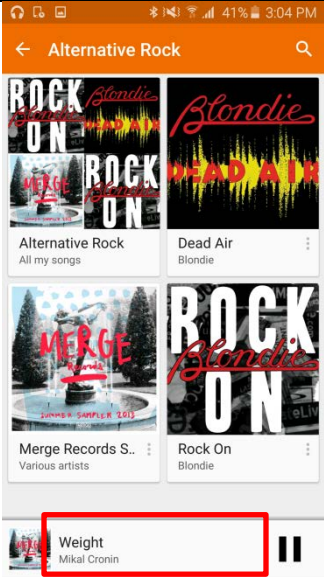
'433 Claims	Samsung Galaxy S6
	 <p>The screenshot shows a music player interface on a Samsung Galaxy S6. At the top, the status bar displays the time as 3:04 PM and battery at 41%. The app header shows the song title 'Weight' by Mikal Cronin. In the top right corner, a playlist icon (three horizontal lines) is highlighted with a red square. The main display area features a large red 'MERGE' text overlay on a background image of a statue. Below the image, there are playback controls including a play/pause button, skip, and stop buttons. The bottom of the screen shows a progress bar and additional controls.</p>


Fig. 84 – The queue can then be viewed by selecting the playlist icon from the top right corner next to the three vertical dots.

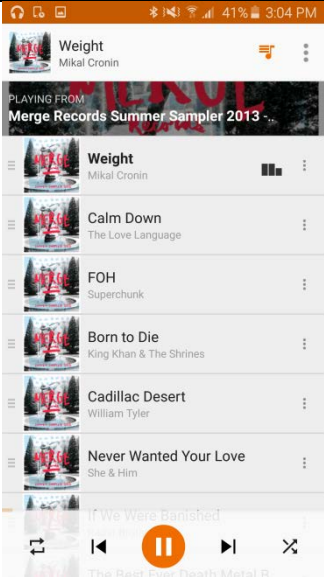
'433 Claims	Samsung Galaxy S6
	 <p data-bbox="772 812 1890 917">Fig. 85 – The queue shows that all of the tracks from the album have been added to the queue, and when the currently playing track ends, the next track in the queue from the album will play.</p>
<p data-bbox="184 946 724 1088">26. The method of selecting a track as recited in claim 25 wherein the playlist is an active queue list of songs that is currently being played.</p>	<p data-bbox="772 946 1915 1052">The Samsung Galaxy S6 is operable to perform the method of selecting a track as recited in claim 25 wherein the playlist is an active queue list of songs that is currently being played.</p> <p data-bbox="772 1076 1144 1109">See discussion for claim 25.</p>

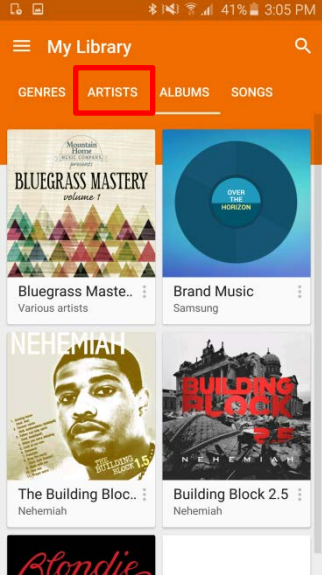
'433 Claims	Samsung Galaxy S6
	 <p data-bbox="1640 415 1887 581">Track begins to play.</p> <p data-bbox="772 833 1900 898">Fig. 86 – After selecting “Shuffle,” all of the tracks from the Album have been added to the queue. The first of the randomized tracks from the album begins to play.</p>

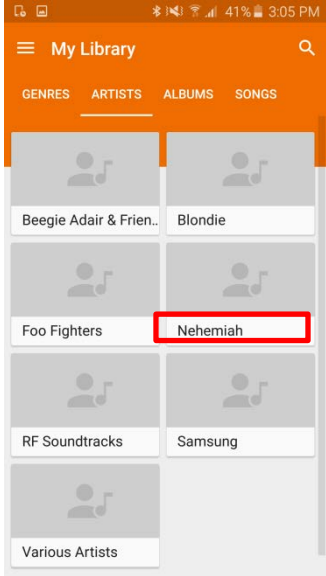


'433 Claims	Samsung Galaxy S6
	 <p data-bbox="772 812 1869 885">Fig. 87 – All of the tracks from the album have been added to the queue. This can be seen by first selecting the now playing bar.</p>

'433 Claims	Samsung Galaxy S6
	 <p data-bbox="772 833 1896 898">Fig. 88 – The queue can then be viewed by selecting the playlist icon from the top right corner next to the three vertical dots.</p>

'433 Claims	Samsung Galaxy S6
	 <p data-bbox="772 812 1890 917">Fig. 89 – The queue shows that all of the tracks from the album have been added to the queue, and when the currently playing track ends, the next track in the queue from the album will play.</p>
27. The method of selecting a track as recited in claim 1 wherein:	<p data-bbox="772 946 1915 1015">The Samsung Galaxy S6 is operable to perform the method of selecting a track as recited in claim 1.</p> <p data-bbox="772 1039 1123 1071">See discussion for claim 1.</p>
(a) the category artist is selected in the first display screen from available categories that include at least artist, album, and genre;	<p data-bbox="772 1104 1915 1209">The Samsung Galaxy S6 is operable to perform the method of claim 1 wherein the category artist is selected in the first display screen from available categories that include at least artist, album, and genre.</p> <p data-bbox="772 1234 1123 1266">See discussion for claim 1.</p>

'433 Claims	Samsung Galaxy S6
	 <p>The screenshot shows the 'My Library' screen of the Play Music app. At the top, there are four tabs: 'GENRES', 'ARTISTS', 'ALBUMS', and 'SONGS'. The 'ARTISTS' tab is highlighted with a red box. Below the tabs, there are four album covers displayed in a grid: 'Bluegrass Mastery volume 1' by Various artists, 'Brand Music' by Samsung, 'The Building Block 2.5' by Nehemiah, and 'Building Block 2.5' by Nehemiah. A partial album cover for 'Blondie' is visible at the bottom.</p> <p>Fig. 90 – The first display screen displays categories, including “Genres,” “Albums,” “Artists,” and “Songs.” In this example, “Artists” is selected.</p>
<p>(b) the subcategories listed in the second display screen comprise a listing of artist names, and one of the listed artist names is selected;</p>	<p>The Samsung Galaxy S6 is operable to perform the method of claim 1 wherein the subcategories listed in the second display screen comprise a listing of artist names and one of the artist names is selected.</p> <p>See discussion for claim 1.</p> <p>The pre-installed Play Music application on the Samsung Galaxy S6 displays the corresponding subcategories in a second display screen when a user selects one of the categories in the first display screen. For example, if the user selects the “Artists” category in the first display screen, the Music application displays a second display screen containing artist names. The pre-installed Play Music application on the Samsung Galaxy S6 then allows a user to select a subcategory in the second display screen, such as “Nehemiah.”</p>

'433 Claims	Samsung Galaxy S6
	 <p>Fig. 91 – After selecting “Artists,” the second display screen displays artist names associated with tracks stored on the device. In this example, the artist name “Nehemiah” is selected.</p>
<p>(c) the items displayed in the third display screen comprise a listing of album names associated with the selected artist name, and one of the listed album names is selected; and</p>	<p>The Samsung Galaxy S6 is operable to perform the method of claim 1 wherein the items listed in the third display screen comprise a listing of album names associated with the selected artist name and one of the album names is selected.</p> <p>See discussion for claim 1.</p> <p>The pre-installed Play Music application on the Samsung Galaxy S6 displays the corresponding items in a third display screen when a user selects one of the subcategories in the second display screen. For example, if a user selects the artist name “Nehemiah” in the second display screen, the Music application displays a third display screen containing the album names stored on the Samsung Galaxy S6 associated with the</p>

'433 Claims	Samsung Galaxy S6
	<p>selected artist name. The pre-installed Play Music application on the Samsung Galaxy S6 then allows a user to select an item in the third display screen, such as the album name “The Building Block 1.5.”</p> <div data-bbox="1188 423 1514 997" data-label="Image"> </div> <p>Fig. 92 – After selecting “Nehemiah,” the third display screen displays album names associated with the selected artist name “Nehemiah.” In this example, the album name “The Building Block 1.5” is selected by tapping on the three vertical dots on the bottom right corner of the album.</p>
<p>(d) the accessing at least one track comprises adding a plurality of tracks associated with the selected album name to a playlist.</p>	<p>The Samsung Galaxy S6 is operable to perform the method of claim 1 wherein the accessing at least one track comprises adding a plurality of tracks associated with the selected album name to a playlist.</p> <p>See discussion for claim 1.</p> <p>The pre-installed Play Music application on the Samsung Galaxy S6 is allows a user to</p>

**'433 Claims**

**Samsung Galaxy S6**

select an album name from the third screen and add a plurality of tracks associated with the album name to a playlist. For example, when the user selects the album “The Building Block 1.5” by tapping on the three vertical dots on the bottom right corner of the album and selects “Shuffle,” all of the tracks associated with the selected album name are added to the queue.

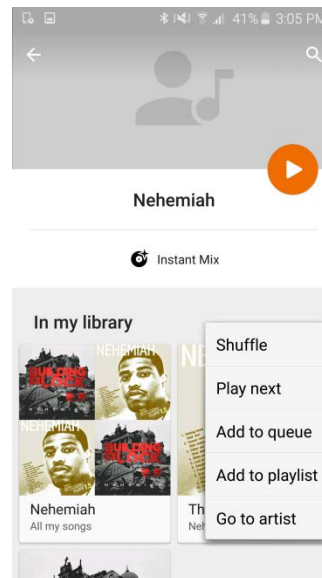


Fig. 93 – After tapping the three vertical dots on the bottom right corner of the album “The Building Block 1.5,” the user is presented with multiple options including “Shuffle.”

'433 Claims

Samsung Galaxy S6

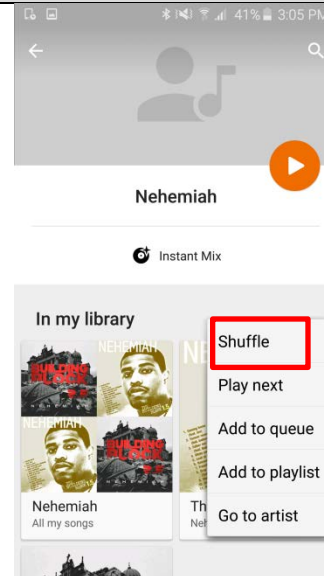
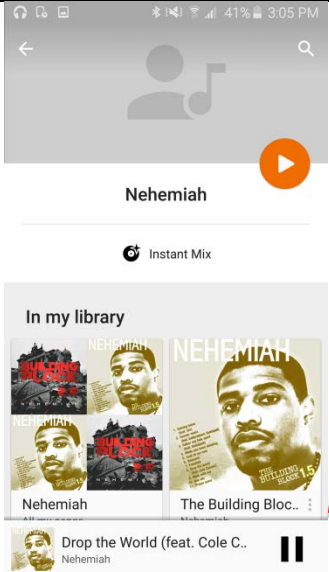
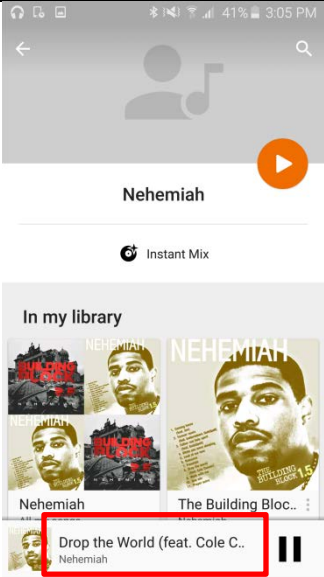



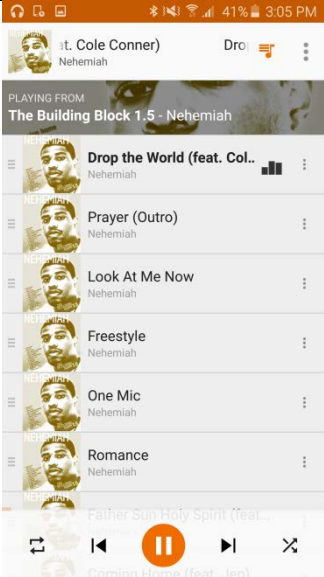
Fig. 94 – “Shuffle” is selected.

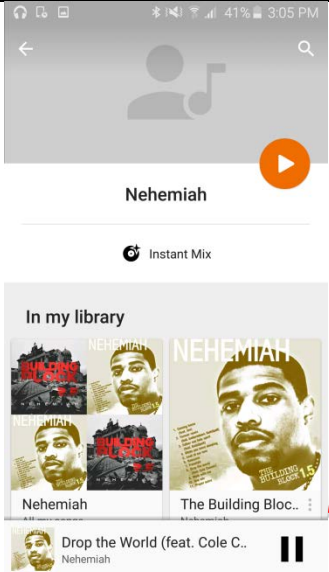


'433 Claims	Samsung Galaxy S6
	 <p data-bbox="1640 415 1887 581">Track begins to play.</p> <p data-bbox="772 833 1915 898">Fig. 95 – All of the tracks from the Album have been added to the queue. The first of the randomized tracks from the album begins to play.</p>

'433 Claims	Samsung Galaxy S6
	 <p>The screenshot shows a music player interface on a Samsung Galaxy S6. At the top, the album name 'Nehemiah' is displayed. Below it, there is an 'Instant Mix' button. A section titled 'In my library' shows several album covers, including 'Nehemiah' and 'The Building Bloc...'. At the bottom, a 'Now Playing' bar is visible, showing the track 'Drop the World (feat. Cole C.)' by Nehemiah. A red box highlights the track name in the 'Now Playing' bar.</p> <p>Fig. 96 – All of the tracks from the album have been added to the queue. This can be seen by first selecting the now playing bar.</p>

'433 Claims	Samsung Galaxy S6
	 <p data-bbox="772 833 1896 898">Fig. 97 – The queue can then be viewed by selecting the playlist icon from the top right corner next to the three vertical dots.</p>

'433 Claims	Samsung Galaxy S6
	 <p data-bbox="772 812 1890 917">Fig. 98 – The queue shows that all of the tracks from the album have been added to the queue, and when the currently playing track ends, the next track in the queue from the album will play.</p>
<p data-bbox="184 946 724 1088">28. The method of selecting a track as recited in claim 27 wherein the playlist is an active queue list of songs that is currently being played.</p>	<p data-bbox="777 946 1915 1052">The Samsung Galaxy S6 is operable to perform the method of selecting a track as recited in claim 27 wherein the playlist is an active queue list of songs that is currently being played.</p> <p data-bbox="777 1076 1144 1109">See discussion for claim 27.</p>

'433 Claims	Samsung Galaxy S6
	 <p data-bbox="1640 415 1887 581">Track begins to play.</p> <p data-bbox="772 833 1915 898">Fig. 99 – All of the tracks from the Album have been added to the queue. The first of the randomized tracks from the album begins to play.</p>

'433 Claims

Samsung Galaxy S6

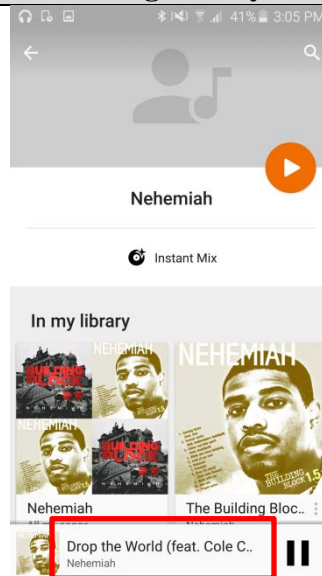


Fig. 100 – All of the tracks from the album have been added to the queue. This can be seen by first selecting the now playing bar.

'433 Claims

Samsung Galaxy S6


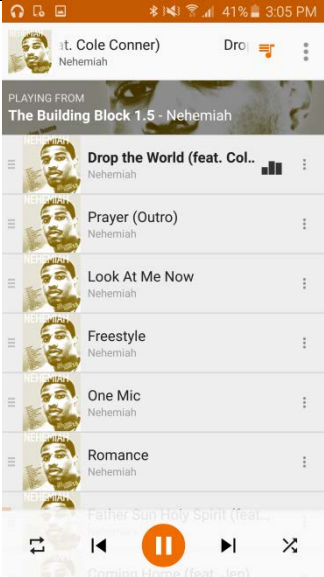


Fig. 101 – The queue can then be viewed by selecting the playlist icon from the top right corner next to the three vertical dots.

'433 Claims	Samsung Galaxy S6
	 <p data-bbox="772 812 1900 917">Fig. 102 – The queue shows that all of the tracks from the album have been added to the queue, and when the currently playing track ends, the next track in the queue from the album will play.</p>