

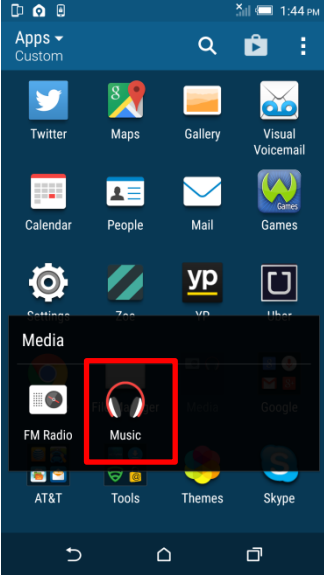
EXHIBIT 9B

EXHIBIT 9B

CLAIM CHART DEMONSTRATING HTC’S PRACTICE OF U.S. PATENT NO. 6,928,433

The HTC One M9 is imported and sold with the Android operating system and the HTC “Music” application (version 7.0.49336) pre-installed. All of the accused HTC devices that are imported and sold with the Android operating system and the HTC “Music” application pre-installed infringe the claims of U.S. Patent No. 6,928,433 set forth below.

’433 Claims	HTC One M9
<p>1. A method of selecting at least one track from a plurality of tracks stored in a computer-readable medium of a portable media player configured to present sequentially a first, second, and third display screen on the display of the media player, the plurality of tracks accessed according to a hierarchy, the hierarchy having a plurality of categories, subcategories, and items respectively in a first, second, and third level of the hierarchy, the method comprising:</p>	<p>[NOT ASSERTED – CHARTED FOR PURPOSES OF DEPENDENT CLAIMS]</p> <p>To the extent that the preamble is construed to be a limitation to the claim, the HTC One M9 is operable to perform a method of selecting at least one track from a plurality of tracks stored in a computer-readable medium of a portable media player configured to present sequentially a first, second, and third display screen on the display of the media player, the plurality of tracks accessed according to a hierarchy, the hierarchy having a plurality of categories, subcategories, and items respectively in a first, second, and third level of the hierarchy.</p> <p>The HTC One M9 is imported and sold with a “Music” application pre-installed, which is operable to access the plurality of tracks according to a hierarchy. The HTC One M9 is configured to present sequentially a first display screen (showing categories such as “Albums” and “Artists”); a second display screen (depending on the selected category, showing a listing of subcategories such as albums, artists, or genres represented in the music tracks stored on the HTC One M9); and a third display screen (showing a listing of tracks corresponding to the selection made on the second display screen).</p> <p>The following three screenshots demonstrate a navigation through a first, second, and third display screens respectively.</p>

'433 Claims	HTC One M9
	 <p data-bbox="772 833 1797 865">Fig. 1 – Selecting the Music icon launches the preinstalled “Music” application.</p>

'433 Claims

HTC One M9

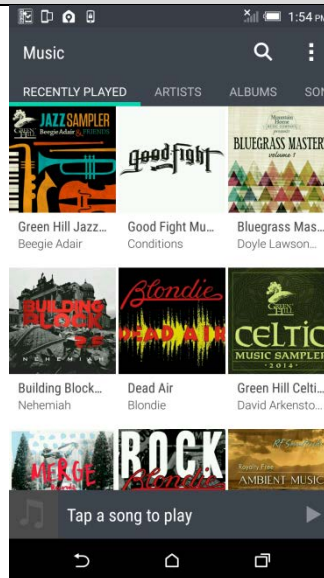


Fig. 2 – The first display screen displays categories, including “Albums,” “Artists,” and “Songs.”

'433 Claims

HTC One M9


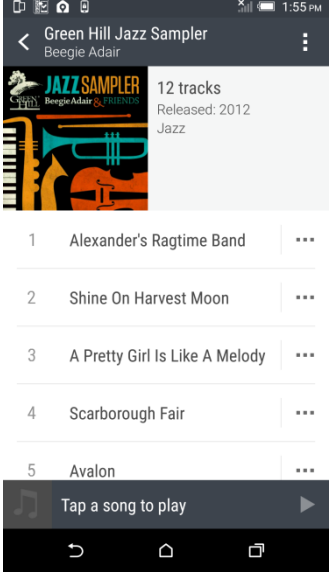
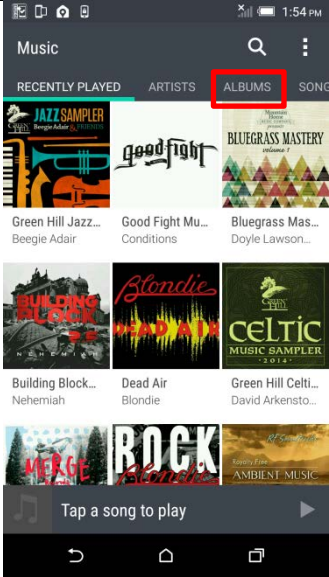
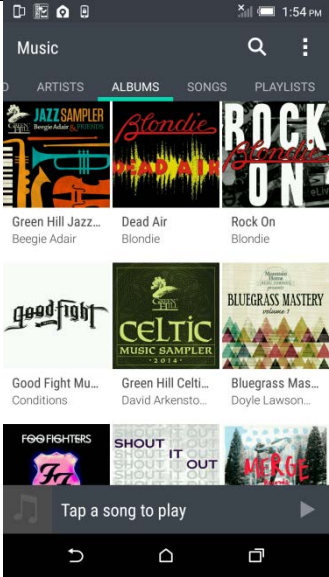
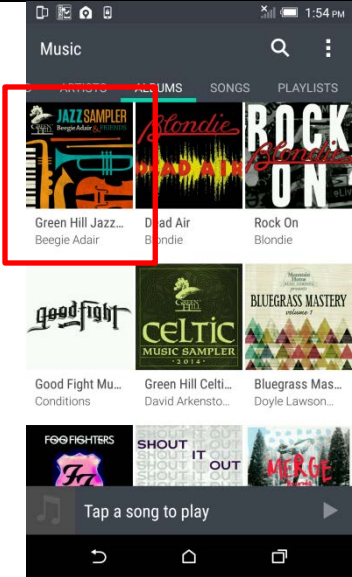


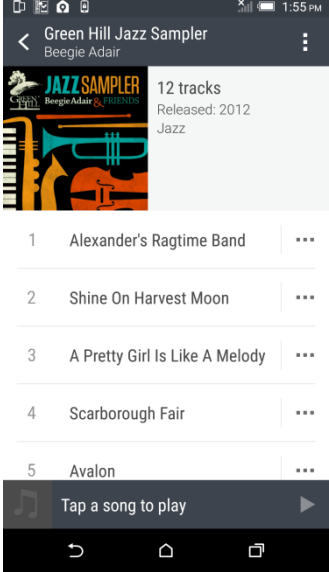
Fig. 3 – After selecting “Albums,” the second display screen displays albums stored on the device.

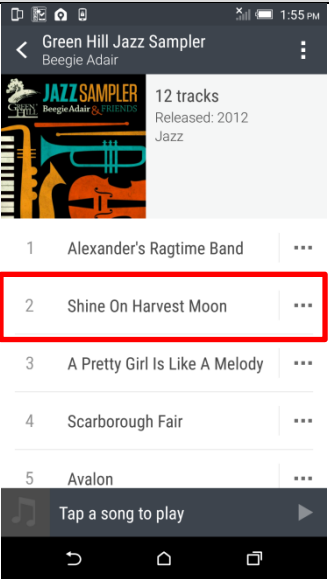
'433 Claims	HTC One M9
	 <p data-bbox="772 833 1881 899">Fig. 4 – After selecting an album, the third display screen displays tracks stored on the device associated with the selected album.</p>
(a) selecting a category in the first display screen of the portable media player;	<p data-bbox="772 932 1850 998">The HTC One M9 is operable to perform the step of selecting a category in the first display screen of the portable media player.</p> <p data-bbox="772 1024 1887 1130">The pre-installed Music application on the HTC One M9 allows a user to select a category in the first display screen. The category options include “Albums,” “Artists,” and “Songs.”</p>

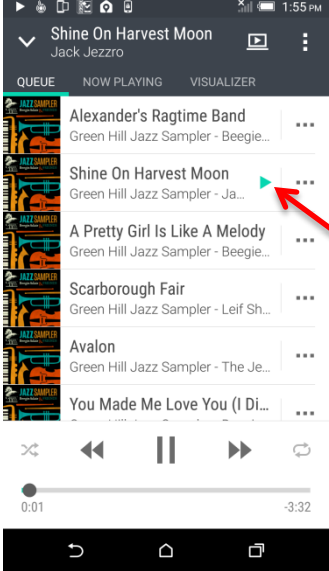
'433 Claims	HTC One M9
	 <p>The screenshot shows the Music application interface on an HTC One M9. At the top, the word 'Music' is displayed. Below it are three tabs: 'RECENTLY PLAYED', 'ARTISTS', and 'ALBUMS'. The 'ALBUMS' tab is highlighted with a red box. Below the tabs, there is a grid of album covers. The first row includes 'Green Hill Jazz...' by Beegie Adair, 'Good Fight Mu...' by Conditions, and 'Bluegrass Mas...' by Doyle Lawson... The second row includes 'Building Block...' by Nehemiah, 'Dead Air' by Blondie, and 'Green Hill Celti...' by David Arkensto... The third row includes 'MERGE', 'ROCK', and 'AMBIENT MUSIC'. At the bottom, there is a 'Tap a song to play' button and an Android navigation bar.</p>
<p>(b) displaying the subcategories belonging to the selected category in a listing presented in the second display screen;</p>	<p>Fig. 5 – In this example, the category “Albums” is selected.</p> <p>The HTC One M9 is operable to perform the step of displaying the subcategories belonging to the selected category in a listing presented in the second display screen.</p> <p>The pre-installed Music application on the HTC One M9 displays the corresponding subcategories in a second display screen when a user selects one of the categories in the first display screen. For example, if the user selects the “Albums” category in the first display screen, the Music application displays a second display screen containing album names.</p>

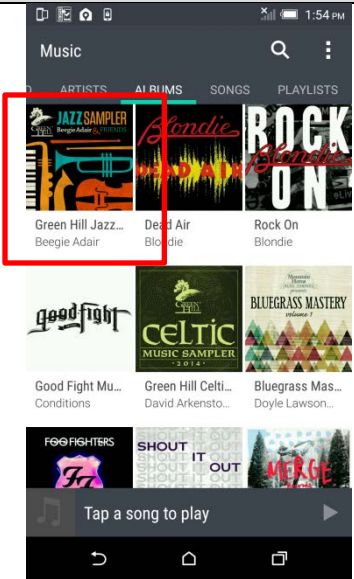
'433 Claims	HTC One M9
	 <p data-bbox="772 833 1892 898">Fig. 6 – After selecting “Albums,” the second display screen displays albums stored on the device.</p>
(c) selecting a subcategory in the second display screen;	<p data-bbox="772 930 1829 995">The HTC One M9 is operable to perform the step of selecting a subcategory in the second display screen.</p> <p data-bbox="772 1027 1902 1166">The pre-installed Music application on the HTC One M9 allows a user to select a subcategory in the second display screen. For example, if the user selects the “Albums” category in the first display screen, the user can select an album from the albums displayed on the second display screen.</p>

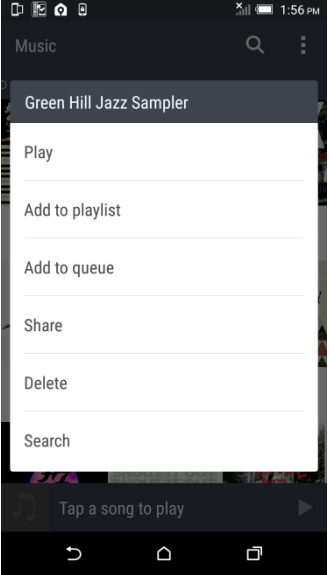
'433 Claims	HTC One M9
	 <p data-bbox="772 833 1915 898">Fig. 7 – In this example, the album “Green Hill Jazz Sampler” is selected from this list of albums.</p>
<p data-bbox="186 930 730 1036">(d) displaying the items belonging to the selected subcategory in a listing presented in the third display screen; and</p>	<p data-bbox="772 930 1881 1000">The HTC One M9 is operable to perform the step of displaying the items belonging to the selected subcategory in a listing presented in the third display screen.</p> <p data-bbox="772 1024 1915 1203">The pre-installed Music application on the HTC One M9 displays the corresponding items in a third display screen when a user selects one of the subcategories in the second display screen. For example, if a user selects the “Green Hill Jazz Sampler” album in the second display screen, the Music application displays a third display screen containing the music tracks stored on the HTC One M9 belonging to the selected album.</p>

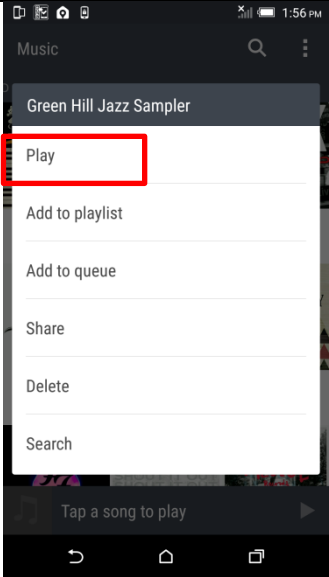
'433 Claims	HTC One M9
	 <p data-bbox="772 833 1885 898">Fig. 8 – After selecting an album, the third display screen displays tracks on the device associated with the selected album.</p>
<p data-bbox="186 930 724 1036">(e) accessing at least one track based on a selection made in one of the display screens.</p>	<p data-bbox="772 930 1885 1003">The HTC One M9 is operable to perform the step of accessing at least one track based on a selection made in one of the display screens.</p> <p data-bbox="772 1027 1917 1166">The pre-installed Music application on the HTC One M9 will access a track, for example playing a track based on a selection made in one of the display screens. For example, when the user selects the track “Shine On Harvest Moon” on the third display screen, the “Shine On Harvest Moon” track begins playing.</p>

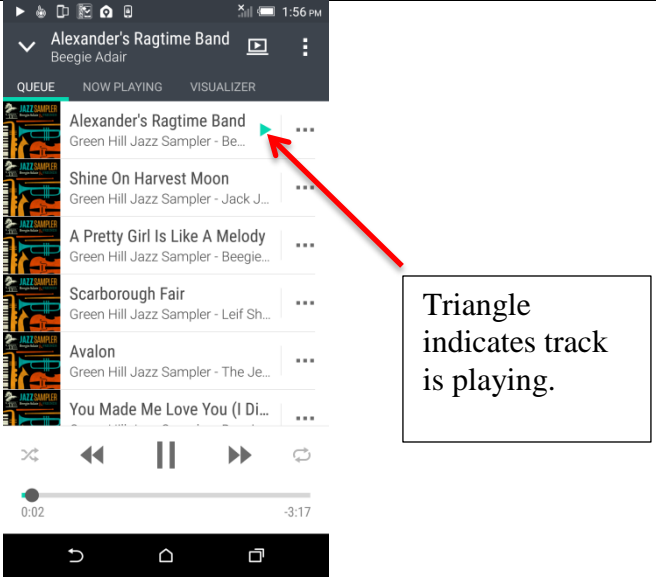
'433 Claims	HTC One M9
	 <p>The screenshot shows a music application interface on an HTC One M9. At the top, the album title 'Green Hill Jazz Sampler' by Beegie Adair is displayed. Below this, the album cover art is shown, featuring various jazz instruments. To the right of the cover, it indicates '12 tracks' and 'Released: 2012'. A list of tracks follows: 1. Alexander's Ragtime Band, 2. Shine On Harvest Moon (highlighted with a red box), 3. A Pretty Girl Is Like A Melody, 4. Scarborough Fair, and 5. Avalon. At the bottom of the list, there is a prompt 'Tap a song to play' with a play button icon. The bottom navigation bar of the phone is visible, showing back, home, and recent apps icons.</p> <p>Fig. 9 – Selecting the “Shine On Harvest Moon” track results in playing the selected track.</p>

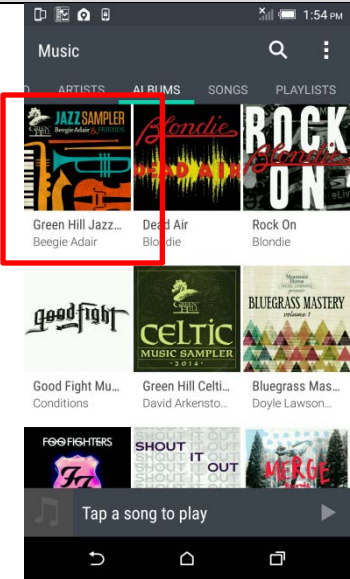
'433 Claims	HTC One M9
	 <div data-bbox="1623 524 1871 690" style="border: 1px solid black; padding: 5px; margin-left: 10px;"> <p>Triangle indicates track is playing.</p> </div> <p data-bbox="772 833 1753 865">Fig. 10 – Once selected, the track “Shine On Harvest Moon” begins playing.</p>
<p data-bbox="184 898 737 1109">2. The method of selecting a track as recited in claim 1 wherein the accessing at least one track comprises selecting a subcategory in the second display screen and playing a plurality of tracks associated with the selected category.</p>	<p data-bbox="779 898 1858 1000">The HTC One M9 is operable to perform the step of accessing at least one track by selecting a subcategory in the second display screen and playing a plurality of tracks associated with the selected category.</p> <p data-bbox="779 1027 1915 1276">After selecting a subcategory from the second screen, the pre-installed Music application on the HTC One M9 is operable to play a plurality of tracks associated with the selected category. For example, the HTC One M9 allows a user to tap and hold on an album to select that album. The HTC One M9 allows a user to then tap the “Play” button to add the tracks of that album to the active queue list of songs that is currently being played. The tracks on the active queue list of songs that is currently being played will play sequentially.</p> <p data-bbox="779 1304 1123 1336">See discussion for claim 1.</p>

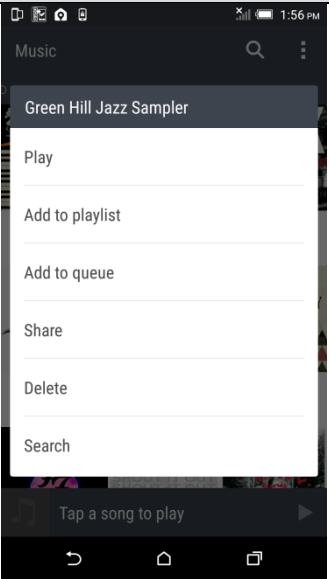
'433 Claims	HTC One M9
	 <p data-bbox="772 833 1915 902">Fig. 11 – On the second display screen, holding down on an album presents the user with several options including “Play.” Here, the “Green Hill Jazz Sampler” album is selected.</p>

'433 Claims	HTC One M9
	 <p data-bbox="772 833 1818 902">Fig. 12 – After holding down on the album “Green Hill Jazz Sampler,” the user is presented with multiple options.</p>

'433 Claims	HTC One M9
	 <p data-bbox="772 831 1134 868">Fig. 13 – “Play” is selected.</p>

'433 Claims	HTC One M9
	 <p data-bbox="772 833 1906 938">Fig. 14 – The Queue screen is then displayed, including all of the tracks from the album. The first song begins to play. When the first track from the selected album ends, the second track begins to play.</p>
<p data-bbox="184 971 741 1182">3. The method of selecting a track as recited in claim 1 wherein the accessing at least one track comprises selecting a subcategory and adding the tracks associated with the selected subcategory to a playlist.</p>	<p data-bbox="779 971 1915 1076">The HTC One M9 is operable to perform the step of accessing at least one track by selecting a subcategory and adding the tracks associated with the selected subcategory to a playlist.</p> <p data-bbox="779 1101 1915 1279">After selecting a subcategory from the second screen, the pre-installed Music application on the HTC One M9 is operable to add a plurality of tracks associated with the selected category to a playlist. For example, the HTC One M9 allows a user to tap and hold on an album to select that album. The HTC One M9 allows a user to then tap the “Play” button to add the tracks of that album to the queue of currently playing music.</p> <p data-bbox="779 1304 1213 1336">See discussion for claims 1 and 2.</p>

'433 Claims	HTC One M9
	 <p>The screenshot shows the Music app interface on an HTC One M9. At the top, there are navigation tabs for ARTISTS, ALBUMS, SONGS, and PLAYLISTS. Below these are several album covers. A red rectangular box highlights the 'Green Hill Jazz Sampler' album by Beegie Adair. Other visible albums include 'Dead Air' by Blondie, 'Rock On' by Blondie, 'Good Fight Mu...' by David Arkensto..., 'Green Hill Celti...' by David Arkensto..., 'Bluegrass Mas...' by Doyle Lawson..., 'FØØ FIGHTERS', 'SHOUT IT OUT', and 'MERGE'. At the bottom, there is a play button and the text 'Tap a song to play'.</p> <p>Fig. 15 – On the second display screen, holding down on an album presents the user with several options including “Play.” Here, the “Green Hill Jazz Sampler” album is selected.</p>

'433 Claims	HTC One M9
	 <p data-bbox="772 833 1818 902">Fig. 16 – After holding down on the album “Green Hill Jazz Sampler,” the user is presented with multiple options.</p>

'433 Claims

HTC One M9

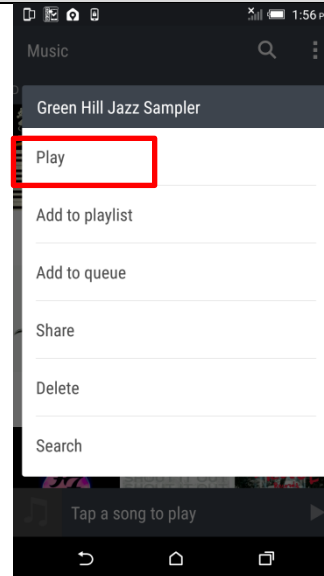
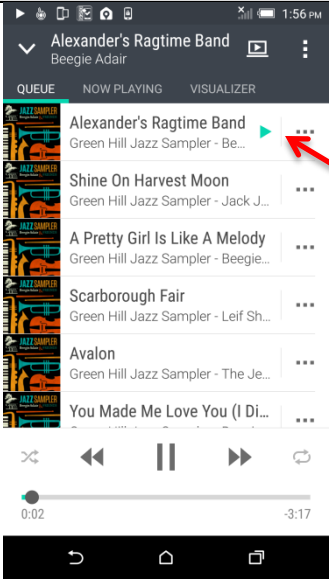


Fig. 17 – “Play” is selected.

'433 Claims	HTC One M9
	 <p data-bbox="772 833 1906 899">Fig. 18 – The Queue screen is then displayed, including all of the tracks from the album. All of the tracks associated with the selected album have been added to the queue.</p>
<p data-bbox="184 932 737 1146">5. The method of selecting a track as recited in claim 1 wherein the accessing at least one track comprises selecting an item in the third display screen and adding at least one track associated with the selected item to a playlist.</p>	<p data-bbox="772 932 1913 1036">The HTC One M9 is operable to perform the step of accessing at least one track by selecting an item in the third display screen and adding at least one track associated with the selected item to a playlist.</p> <p data-bbox="772 1062 1913 1276">After selecting a subcategory from the second screen, the pre-installed Music application on the HTC One M9 is operable to add a track associated with the selected subcategory to a playlist. For example, the HTC One M9 allows a user to select an album from the second display screen, and then from the third display screen the HTC One M9 allows a user to select a track from that album resulting in all of the tracks from that album being added to the queue.</p> <p data-bbox="772 1302 1121 1333">See discussion for claim 1.</p>

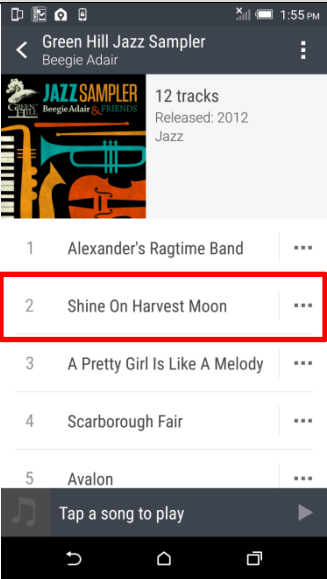
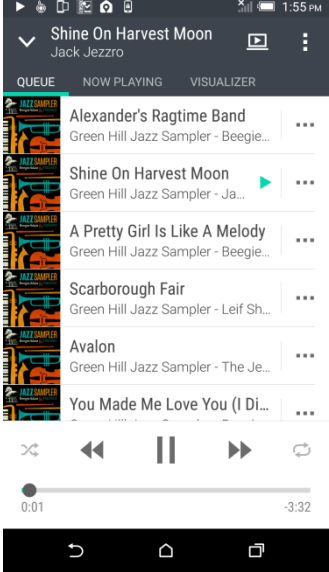
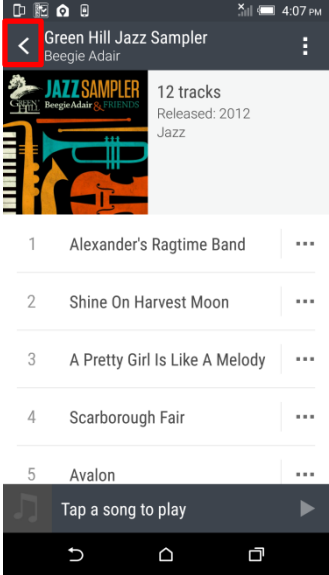
'433 Claims	HTC One M9
	 <p>The screenshot shows a music player interface on an HTC One M9. At the top, it displays the album title 'Green Hill Jazz Sampler' by Beegie Adair. Below this is a track list with five items: 1. Alexander's Ragtime Band, 2. Shine On Harvest Moon (highlighted with a red box), 3. A Pretty Girl Is Like A Melody, 4. Scarborough Fair, and 5. Avalon. A 'Tap a song to play' button is visible at the bottom of the track list. The interface also shows the album cover art and release information: '12 tracks', 'Released: 2012', and 'Jazz'.</p>

Fig. 19 – Selecting the “Shine On Harvest Moon” track on the third display screen results in adding all of the tracks from the album to the queue.

'433 Claims	HTC One M9
	 <p>The screenshot shows the music player interface on an HTC One M9. At the top, the track "Shine On Harvest Moon" by Jack Jezzro is playing. Below it, a queue of tracks is displayed, including "Alexander's Ragtime Band", "Shine On Harvest Moon", "A Pretty Girl Is Like A Melody", "Scarborough Fair", "Avalon", and "You Made Me Love You (I Di...". The interface includes standard playback controls like play/pause, stop, and volume, along with a progress bar showing 0:01 of a 3:32 track.</p> <p>Fig. 20 – This can be seen because the queue is then automatically displayed with “Shine On Harvest Moon” playing and all of the tracks from the album have been added to the queue.</p>
<p>7. The method of selecting a track as recited in claim 1 wherein the accessing at least one track is made after the presentation of the third display screen by reverting back to one of the second and first display screens, the second display screen presented sequentially after the third display screen.</p>	<p>The HTC One M9 is operable to perform the step of accessing at least one track after the presentation of the third display screen by reverting back to one of the second and first display screens, the second display screen presented sequentially after the third display screen.</p> <p>See discussion for claim 1.</p> <p>The HTC One M9 allows a user to, instead of (or in addition to) selecting a track on the third display screen, select the back arrow at the top left of the third display screen. The HTC One M9 then displays the second display screen again. From the second display screen, the HTC One M9 allows a user to tap and hold down on one of the albums. The HTC One M9 then allows a user to select “Play” to add the album to the queue.</p>

'433 Claims	HTC One M9
	 <p data-bbox="772 833 1877 865">Fig. 21 – On the third display screen, the arrow in the top left of the screen is selected.</p>

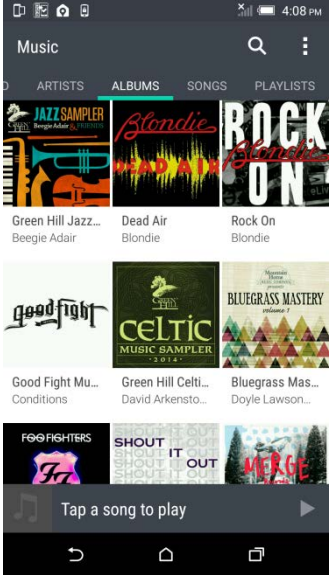
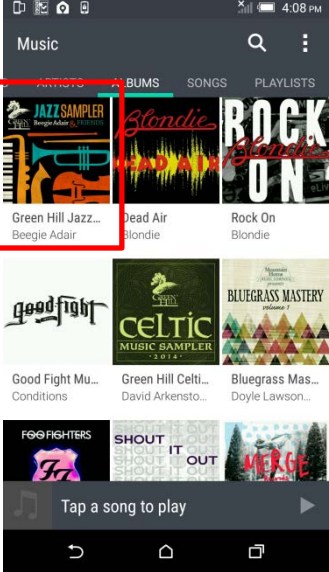
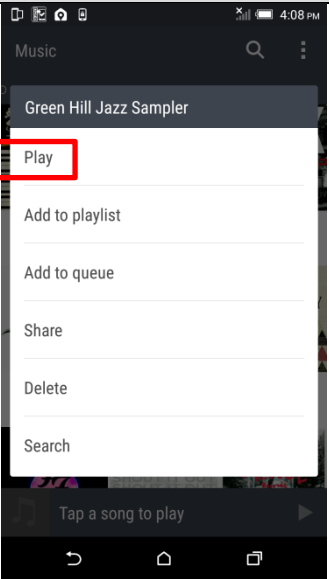
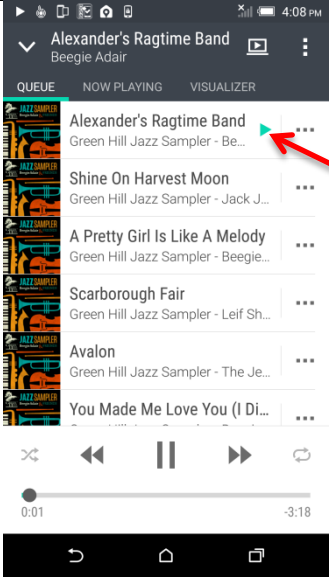
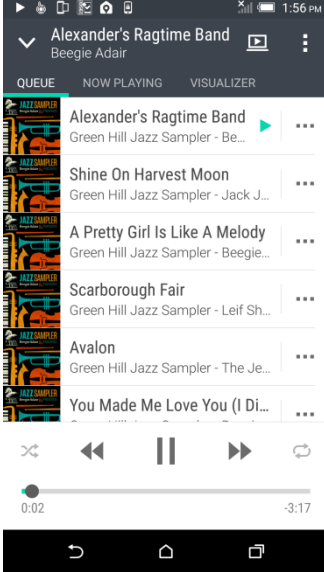
'433 Claims	HTC One M9
	 <p>The screenshot shows the Music application interface on an HTC One M9. At the top, the status bar displays the time as 4:08 PM. The app title 'Music' is centered at the top, with a search icon and a menu icon to its right. Below the title, there are four tabs: 'ARTISTS', 'ALBUMS', 'SONGS', and 'PLAYLISTS', with 'ALBUMS' currently selected. The main content area displays a grid of album covers. The first row includes 'Green Hill Jazz...' by Beegie Adair, 'Dead Air' by Blondie, and 'Rock On' by Blondie. The second row includes 'Good Fight Mu...' by David Arkensto..., 'Green Hill Celti...' by David Arkensto..., and 'Bluegrass Mas...' by Doyle Lawson... The third row includes 'FØØ FIGHTERS', 'SHOUT IT OUT', and 'MERGE'. At the bottom of the screen, there is a dark bar with a music note icon, the text 'Tap a song to play', and a play button icon. The Android navigation bar is visible at the very bottom.</p>

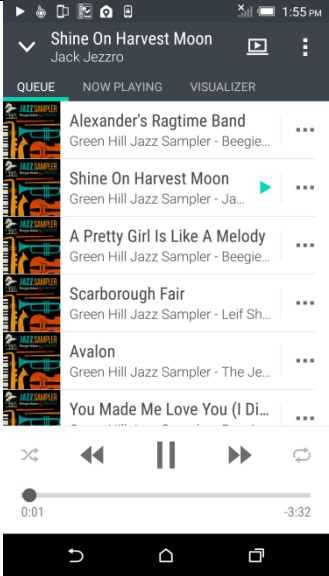
Fig. 22 – The second display screen is then displayed again.

'433 Claims	HTC One M9
	 <p data-bbox="772 833 1915 902">Fig. 23 – On the second display screen, holding down on an album presents the user with several options including “Play.” Here, the “Green Hill Jazz Sampler” album is selected.</p>

'433 Claims	HTC One M9
	 <p data-bbox="772 833 1818 902">Fig. 24 – After holding down on the album “Green Hill Jazz Sampler,” the user is presented with multiple options. “Play” is selected.</p>

'433 Claims	HTC One M9
	 <p data-bbox="1591 459 1837 625">Triangle indicates track is playing.</p> <p data-bbox="772 833 1906 938">Fig. 25 – The Queue screen is then displayed, including all of the tracks from the album. All of the tracks associated with the selected album have been added to the queue. The first song begins to play.</p>
<p data-bbox="184 971 741 1112">17. The method of selecting a track as recited in claim 3 wherein the playlist is an active queue list of songs that is currently being played.</p>	<p data-bbox="779 971 1871 1076">The HTC One M9 is operable to perform the method of selecting a track as recited in claim 3 wherein the playlist is an active queue list of songs that is currently being played.</p> <p data-bbox="779 1097 1125 1130">See discussion for claim 3.</p>

'433 Claims	HTC One M9
	 <p data-bbox="772 833 1900 902">Fig. 26 – The tracks from the selected album have been added to the active queue list of songs that is currently being played.</p>
<p data-bbox="184 932 741 1073">18. The method of selecting a track as recited in claim 5 wherein the playlist is an active queue list of songs that is currently being played.</p>	<p data-bbox="772 932 1869 1040">The HTC One M9 is operable to perform the method of selecting a track as recited in claim 5 wherein the playlist is an active queue list of songs that is currently being played.</p> <p data-bbox="772 1060 1123 1092">See discussion for claim 5.</p>

'433 Claims	HTC One M9
	 <p data-bbox="772 831 1864 901">Fig. 27 – All of the tracks associated with the “Green Hill Jazz Sampler” album have been added to the active queue list of songs that is currently being played.</p>
<p data-bbox="184 933 745 1182">19. The method of selecting a track as recited in claim 5 wherein the selected item in the third display screen is associated with a plurality of tracks, and wherein the accessing at least one track comprises adding the plurality of tracks associated with the selected item to a playlist.</p>	<p data-bbox="772 933 1915 1071">The HTC One M9 is operable to perform the method of selecting a track as recited in claim 5 wherein the selected item in the third display screen is associated with a plurality of tracks, and wherein the accessing at least one track comprises adding the plurality of tracks associated with the selected item to a playlist.</p> <p data-bbox="772 1096 940 1128">See claim 5.</p>

'433 Claims

HTC One M9

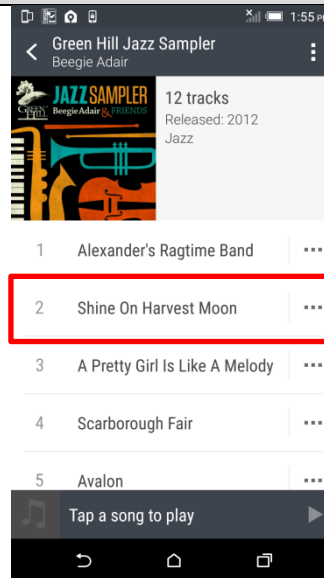
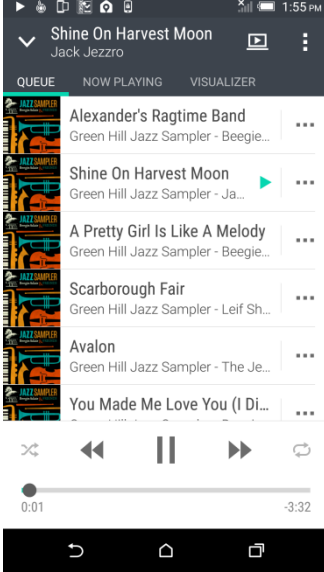
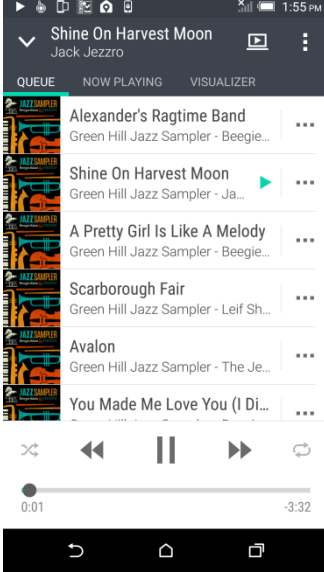
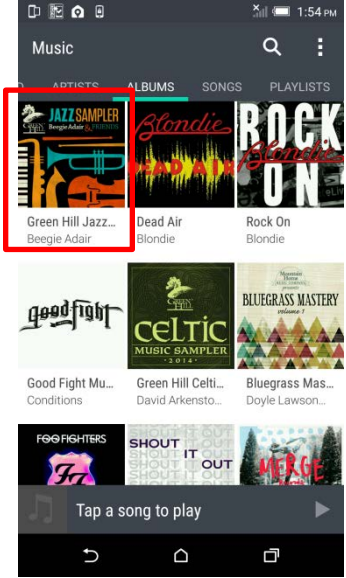


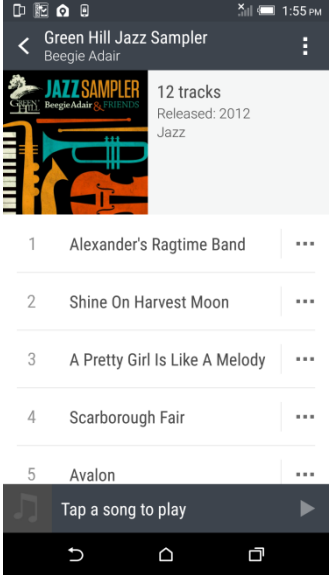
Fig. 28 – Selecting the “Shine On Harvest Moon” track on the third display screen results in adding all of the tracks associated with the same album from the third display screen to the queue.

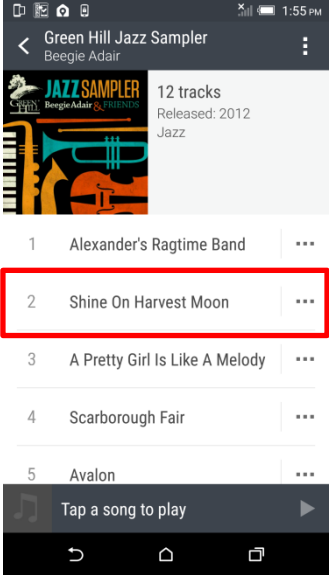
'433 Claims	HTC One M9
	 <p data-bbox="772 833 1915 938">Fig. 29 – This can be seen because the queue is then automatically displayed with “Shine On Harvest Moon” playing and all of the tracks from the album have been added to the queue.</p>
<p data-bbox="184 971 718 1109">20. The method of selecting a track as recited in claim 19 wherein the playlist is an active queue list of songs that is currently being played.</p>	<p data-bbox="772 971 1871 1076">The HTC One M9 is operable to perform the method of selecting a track as recited in claim 19 wherein the playlist is an active queue list of songs that is currently being played.</p> <p data-bbox="772 1097 1138 1130">See discussion for claim 19.</p>

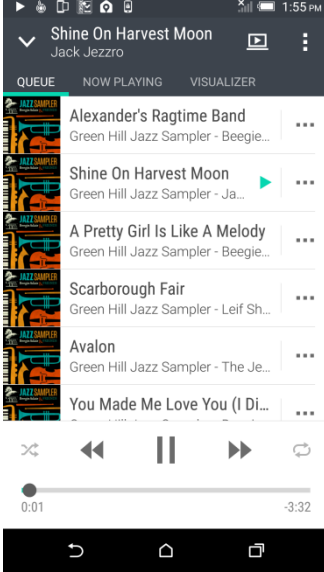
'433 Claims	HTC One M9
	 <p data-bbox="772 833 1860 902">Fig. 30 – All of the tracks associated with the “Green Hill Jazz Sampler” album have been added to the active queue list of songs that is currently being played.</p>
<p data-bbox="184 932 747 1182">21. The method of selecting a track as recited in claim 5 where in the selected item in the third display screen is a selected album name, and wherein the accessing at least one track comprises adding the plurality of tracks associated with the selected album name to a playlist.</p>	<p data-bbox="772 932 1409 964">Not currently asserted against HTC “Music” app.</p>
<p data-bbox="184 1213 716 1352">22. The method of selecting a track as recited in claim 21 wherein the playlist is an active queue list of songs that is currently being played.</p>	<p data-bbox="772 1213 1409 1245">Not currently asserted against HTC “Music” app.</p>

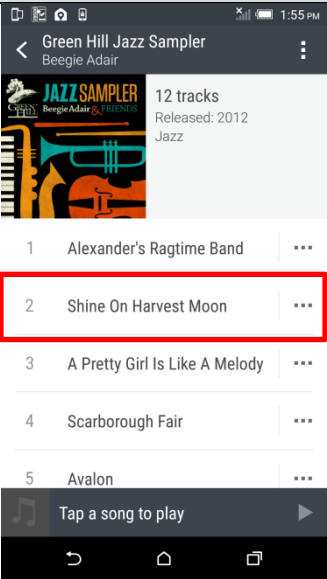
'433 Claims	HTC One M9
23. The method of selecting a track as recited in claim 1 wherein:	<p>The HTC One M9 is operable to perform the method of selecting a track as recited in claim 1.</p> <p>See discussion for claim 1.</p>
(a) the category album is selected in the first display screen from available categories that include at least artist and album;	<p>The HTC One M9 is operable to perform the method of claim 1 wherein the category album is selected in the first display screen from available categories that include at least artist and album.</p> <p>See discussion for claim 1.</p> <div data-bbox="1186 581 1507 1156" data-label="Image"> <p>The screenshot shows the Music app interface on an HTC One M9. At the top, there is a search bar and a menu icon. Below that, there are four tabs: 'RECENTLY PLAYED', 'ARTISTS', 'ALBUMS', and 'SONGS'. The 'ALBUMS' tab is highlighted with a red box. Below the tabs, there is a grid of album covers. The first row includes 'Green Hill Jazz...', 'Good Fight Mu...', and 'Bluegrass Mas...'. The second row includes 'Building Block...', 'Dead Air', and 'Green Hill Celti...'. The third row includes 'MERGE', 'ROCK', and 'AMBIENT MUSIC'. At the bottom, there is a 'Tap a song to play' button and a play button.</p> </div> <p>Fig. 31 – The first display screen displays categories, including “Albums,” “Artists,” and “Songs.” In this example, “Albums” is selected.</p>
(b) the subcategories listed in the second display screen comprise a listing of album names and one of the album names is	<p>The HTC One M9 is operable to perform the method of claim 1 wherein the subcategories listed in the second display screen comprise a listing of album names and one of the album names is selected.</p>

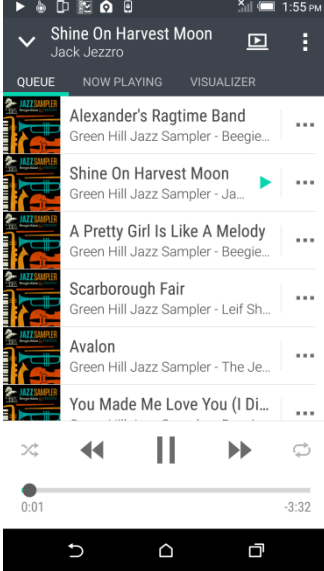
'433 Claims	HTC One M9
<p>selected; and</p>	<p>See discussion for claim 1.</p>  <p>Fig. 32 – After selecting “Albums,” the second display screen displays albums stored on the device. In this example, the album “Green Hill Jazz Sampler” is selected.</p>
<p>(c) the accessing at least one track comprises adding a plurality of tracks associated with the selected album name to a playlist.</p>	<p>The HTC One M9 is operable to perform the method of claim 1 wherein the accessing at least one track comprises adding a plurality of tracks associated with the selected album name to a playlist.</p> <p>See discussion for claims 1 and 3.</p>

'433 Claims	HTC One M9
	 <p data-bbox="772 833 1902 899">Fig. 33 – After selecting an album, the third display screen displays tracks on the device associated with the selected album.</p>

'433 Claims	HTC One M9
	 <p data-bbox="772 833 1871 902">Fig. 34 – Selecting the “Shine On Harvest Moon” track results in playing the selected track and all of the tracks from the third display screen are added to the queue.</p>

'433 Claims	HTC One M9
	 <p data-bbox="772 833 1915 938">Fig. 35 – This can be seen because the queue is then automatically displayed with “Shine On Harvest Moon” playing and all of the tracks from the album have been added to the queue.</p>
<p data-bbox="186 967 716 1109">24. The method of selecting a track as recited in claim 23 wherein the playlist is an active queue list of songs that is currently being played.</p>	<p data-bbox="779 967 1871 1073">The HTC One M9 is operable to perform the method of selecting a track as recited in claim 23 wherein the playlist is an active queue list of songs that is currently being played.</p> <p data-bbox="779 1097 1136 1130">See discussion for claim 23.</p>

'433 Claims	HTC One M9
	 <p data-bbox="772 833 1871 902">Fig. 36 – Selecting the “Shine On Harvest Moon” track results in playing the selected track and all of the tracks from the third display screen are added to the queue.</p>

'433 Claims	HTC One M9
	 <p data-bbox="772 833 1915 938">Fig. 37 – This can be seen because the queue is then automatically displayed with “Shine On Harvest Moon” playing and all of the tracks from the album have been added to the queue.</p>
25. The method of selecting a track as recited in claim 1 wherein:	Not currently asserted against HTC “Music” app.
(a) the category genre is selected in the first display screen from available categories that include at least artist, album, and genre;	
(b) the subcategories listed in the second display screen comprise a listing of a plurality of genre types, and one of one genre types is selected;	

'433 Claims	HTC One M9
(c) the items displayed in the third display screen comprise a listing of a plurality of album names associated with the selected genre type, and one of the album names is selected; and	
(d) the accessing at least one track comprises adding a plurality of tracks associated with the selected album name to a playlist.	
26. The method of selecting a track as recited in claim 25 wherein the playlist is an active queue list of songs that is currently being played.	Not currently asserted against HTC "Music" app.
27. The method of selecting a track as recited in claim 1 wherein:	Not currently asserted against HTC "Music" app.
(a) the category artist is selected in the first display screen from available categories that include at least artist, album, and genre;	
(b) the subcategories listed in the second display screen comprise a listing of artist names, and one of the listed artist names is selected;	
(c) the items displayed in the third display screen comprise a listing of album names associated with the selected artist name, and one of the listed album names is	

'433 Claims	HTC One M9
selected; and	
(d) the accessing at least one track comprises adding a plurality of tracks associated with the selected album name to a playlist.	
28. The method of selecting a track as recited in claim 27 wherein the playlist is an active queue list of songs that is currently being played.	Not currently asserted against HTC "Music" app.